


Oregon Department of Forestry

2600 State St Salem OR 97310

PART III: EXHIBITS

EXHIBIT B
TIMBER SALE OPERATIONS PLAN

(See page 2 for instructions)

Date Received by State: _____

(5) State Brand Information (Complete)

 (1) Contract Number: KL-341-2023-GF8421-01

 (2) Sale Name: Davis GNA

 (3) Contract Expiration Date: 10/31/2025

(4) Purchaser Name: _____

(6) State Representatives:

| <u>Name</u> | <u>Circle One</u> | <u>Phone No.</u> | <u>Cell No.</u> | <u>Alt Phone</u> |
|-------------|----------------------|------------------|-----------------|------------------|
| | Logging Projects All | | | |
| | Logging Projects All | | | |
| | Logging Projects All | | | |
| | Logging Projects All | | | |

(7) Purchaser Representatives:

| <u>Name</u> | <u>Circle One</u> | <u>Phone No.</u> | <u>Cell No.</u> | <u>Alt Phone</u> |
|-------------|----------------------|------------------|-----------------|------------------|
| | Logging Projects All | | | |
| | Logging Projects All | | | |
| | Logging Projects All | | | |
| | Logging Projects All | | | |
| | Logging Projects All | | | |
| | Logging Projects All | | | |
| | Logging Projects All | | | |

(8) Name of Subcontractors and Start Dates:

| <u>Project No.</u> | <u>Subcontractor Name.</u> | <u>Start Date</u> | <u>Completion Date</u> | <u>Cell No.</u> | <u>Alt Phone</u> |
|--------------------|----------------------------|-------------------|------------------------|-----------------|------------------|
| | | | | | |
| | | | | | |
| | | | | | |
| | | | | | |

| | <u>Subcontractor Name.</u> | <u>Start Date</u> | <u>Cell No.</u> | <u>Alt Phone</u> |
|---------|----------------------------|-------------------|-----------------|------------------|
| FELLING | | | | |
| YARDING | | | | |

(9) Comments:

(10) Operations Map: Attach a copy of timber sale Exhibit A or other suitable map which plainly shows the items listed on the instruction sheet.



Oregon Department of Forestry

2600 State St Salem OR 97310

PART III: EXHIBITS

EXHIBIT B

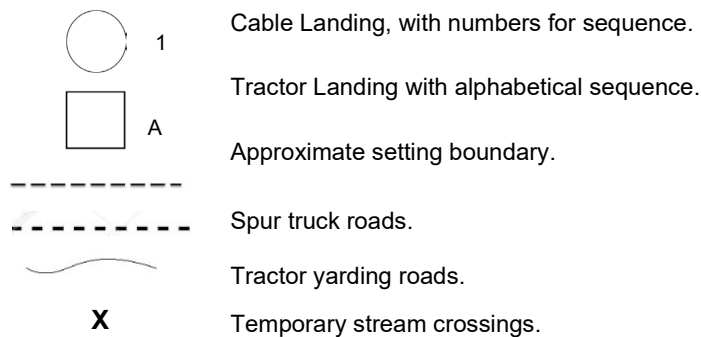
INSTRUCTION SHEET FOR OPERATIONS PLAN

SUBMIT ONE COPY OF PLAN STATE

Operations shall be limited to the work shown in the plan until a revised plan or supplemental plan is submitted covering additional work. Compliance with this plan is not in lieu of compliance with any federal requirements related to the federal Endangered Species Act. If STATE has prepared a required Forest Practices Act (FPA) "Written Plan" for operations, PURCHASER shall comply with all provisions of the Written Plan.

Explanation of Item No.(from Page 1)

- (5) All sales require you to use a brand furnished by STATE. If the State brand has not been assigned when the plan is submitted, it will be furnished and assigned later. Complete drawing. If more than one brand is assigned to the sale, complete both drawings.
- (6) The contract requires you to have a designated representative available on the sale area or work location who is authorized to receive in your behalf any notice or instruction given by STATE and to take action in regard to performance under the contract. If logging and project work is widely separated, a representative is required for each.
- (7) The STATE representative will be designated when your plan is approved and is the person who will inspect and issue instructions regarding performance.
- (8) Show names of subcontractors to be used for any or all phases of the operations. If subcontractors are not Known, or are changed later, give notification to the STATE representative prior to commencement of work by subcontractor.
- (9) Show projected dates for commencement of both projects and logging. If projected dates need to be changed at a later date, notification must be given to the STATE representative by supplemental plan or otherwise, prior to commencement of such operations.
- (10) The STATE representative will furnish extra copies of Exhibit A of the contract for your use in preparing the operations map. The map shall use the following legend and show:
 1. Landing locations, approximate setting boundaries, and probable sequence of logging the settings. Number the settings in sequence.
 2. Locations of spur roads planned for construction, other than required by the timber sale contract. Provide spur road specifications
 3. Locations of proposed tractor yarding roads. Show if and how marked on the ground.
 4. Locations of temporary stream crossings.
 5. List the sequence of performing project work.
 6. Location of rock sources - attach pit development plans.





Oregon Department of Forestry

2600 State St Salem OR 97310

PART III: EXHIBITS

EXHIBIT B OPERATIONS PLAN

Completion Timeline

Indicate on the appropriate timeline below, the dates by which you plan to complete the work as required under this contract. The purpose of this section is to develop a plan that will ensure you complete the work as required, and meet the interim completion date(s) and contract expiration date. This plan is incorporated and made a part of the contract. When, in the opinion of STATE, operations are not commencing in a manner that meets the intent of this plan, you may be placed in violation of contract and your operations suspended until an amended plan is submitted and approved by STATE.

Projects

| Month/Year Date ____/____ | Month/Year Date ____/____ | Month/Year Date ____/____ | Month/Year Date ____/____ | Month/Year Date ____/____ |
|------------------------------|------------------------------|------------------------------|------------------------------|------------------------------|
| | | | | |
| ----- | | | | |
| | | | | |
| Work Commences | 25% | 50% | 75% | Projects Complete |

Harvest & Other Requirements

| Month/Year Date ____/____ | Month/Year Date ____/____ | Month/Year Date ____/____ | Month/Year Date ____/____ | Month/Year Date ____/____ |
|------------------------------|------------------------------|------------------------------|------------------------------|------------------------------|
| | | | | |
| ----- | | | | |
| | | | | |
| Work Commences | 25% | 50% | 75% | Sale Complete |

The Federal Endangered Species Act (ESA) prohibits a person from taking any federally listed threatened or endangered species. Taking under the federal ESA may include alteration of habitat. STATE's approval of this plan does not certify that PURCHASER's operation under the plan is lawful under the federal ESA. As provided in the timber sale contract, PURCHASER's must comply with all applicable state, federal, and local laws.

PURCHASER's compliance with this plan is not in lieu of compliance with any federal requirements related to the federal Endangered Species Act.

APPROVED; Date: _____

SUBMITTED BY:
PURCHASER

STATE OF OREGON - DEPARTMENT OF
FORESTRY

Title _____

Title _____



Oregon Department of Forestry
EXHIBIT C - SAWMILL GRADE (EASTSIDE SCALE)
SCALING INSTRUCTIONS - LOCATION APPROVAL - BRAND INFORMATION
Klamath-Lake - EOA

- (1) ORIGINAL REGISTRATION ☐ Date _____
 REVISION NUMBER 000 ☐ Date _____
 CANCELLATION ☐ Date _____

- (2) TO: _____
(Third Party Scaling Organization)

- (3) FROM: Klamath-Lake Phone (541) 883-5681
(State Forestry District)
Address: 3200 DELAP RD
KLAMATH FALLS,OR 97601

- (4) PURCHASER: _____
Mailing Address: _____

Phone Number: _____

(5) **MINIMUM SCALING SPECIFICATIONS**

| SPECIES | MINIMUM NET VOLUME |
|-----------|--------------------|
| Conifers | 10 |
| Hardwoods | 10 |
| | |

*Apply minimum volume test to whole logs over 20' Eastside

- (6) EASTSIDE SCALE:

*Log lengths will be measured in 1-foot multiples, with 4 inches of minimum trim per segment.

*Use Region 6 actual taper rule. Logs over 40'.

YES NO

- (7) Weight Scale Sample

☐ ☒

(8) APPROVED SCALING LOCATIONS

(as shown on the ODF Approved Locations web-site)

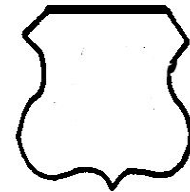
[illegible]

- (9) **SALE NAME:** Davis GNA
COUNTY: Grant

- (10) **STATE CONTRACT NUMBER:**
KL-341-2023-GF8421-01

- (11) **STATE BRAND REGISTRATION NUMBER:**

- (12) STATE BRAND INFORMATION:



- (13) PAINT REQUIRED: YES ☒
COLOR: Orange

| | | |
|------|-------------------------|--------------------|
| (14) | SPECIAL REQUESTS | (Check applicable) |
|------|-------------------------|--------------------|

PEELABLE CULL (all species)..... ☐

NO DEDUCTIONS ALLOWED FOR MECHANICAL DAMAGE..... ☒

PENCIL BUCK..... ☐

ADD-BACK VOLUME - Deductions due to delay... ☒

OTHER :

(15) REMARKS:

Operator's Name (Optional inclusion by District):

- (16) SIGNATURES:

| | |
|--|------|
| Purchaser or Authorized Representative | Date |
|--|------|

State Forester Representative _____ Date _____

State Forester Representative PRINT NAME

Notify the District within one hour when branding or painting is inadequate for quick identification, the receipts are missing, not correctly or completely filled out, and/or when logs presented for scaling are impossible to scale accurately.

General Distribution: TPSO, Approved Scaling Locations and Purchaser.



Oregon Department of Forestry
EXHIBIT C - SAWMILL GRADE
INSTRUCTIONS FOR EXHIBIT C
Klamath-Lake - EOA

- (1) Check appropriate box. REVISION NUMBER requires comments. CANCELLATION requires logging and hauling to be complete, recall branding hammers.
- (2) Designate Third Party Scaling Organization (TPSO).

| | |
|--|---|
| <p>Columbia River Log Scaling & Grading Bureau P.O.Box 7002, Eugene, OR 97401 Phone: (541) 342-6007 Fax: (541) 342-2631 Email: services@crls.com</p> <p>Mountain Western Log Scaling & Grading Bureau P.O.Box 580, Roseburg, OR 97470 Phone: (541) 673-5571 Fax: (541) 672-6381 Email: info@mwlsqb.com</p> <p>Northwest Log Scalpers Inc. 6137 NE 63rd St, Vancouver, WA, 98661 Phone: (360) 553-7212 ext. 4 Fax: (360) 553-7213 Email: info@nwlogscalpers.com</p> | <p>Pacific Rim Log Scaling Bureau, Inc. 8288 28th Court North East, Lacey, WA 98516 Phone: (360) 528-8710 Fax: (360) 528-8718 Email: office@prlsb.com</p> <p>Yamhill Log Scaling & Grading Bureau P.O.Box 709, Forest Grove, OR 97116 Phone: (503) 359-4474 Fax: (503) 359-4476 Email: yamhilllog@frontier.com</p> |
|--|---|
- (3) State District office, address and phone.
- (4) Enter Purchaser's business name, address, and phone number as it appears on the Contract.
- (5) Minimum Scaling Specifications. Scaling diameter inches is used for pencil buck minimum diameter.
- (6) Eastside - Region 6 actual taper segment scale. Check Yes or No. Special Service Rules on file with TPSO. See: Segment Scaling and Grading of Long Logs - All Species - State Forestry Department Scaling Practices (Northwest Log Rules Eastside). Items with * follow U.S. Forest Service Eastside rules.
- (7) Weight Scale Sample - Check box if sale is to be a Weight Scale Sample. All specifics for handling, scaling and processing will be attached or explained in the Remarks section item (15).
- (8) Show scaling locations only applicable to TPSO. Location name should appear as it does on the ODF Approved Scaling Location web site: https://apps.odf.oregon.gov/Divisions/management/asset_management/scalinglocation.asp Locations with scaling and processing directions specific to their location should be on a separate form. Species should be identified if not capable of receiving "all" species. Check appropriate box for either: yard, truck scale, or weight. Refer to the web site listed above for the locations approval status.
- (9) Enter sale name and county.
- (10) Enter sale Contract number.
- (11) Enter Oregon's State Brand Registry Number (**REQUIRED**).
- (12) Show brand assigned to timber sale. One brand only. If more than one brand is assigned to the sale: (1) make a separate form for each brand and (2) on each form, explain and show other brand(s) in the Remarks section item (15).
- (13) Check yes for Paint Required and designate "Orange" for color. Non required removal volumes may sometimes require blue paint.
- (14) Special Requests. These are requests that will be applied to ODF timber sales. All boxes applicable to the timber sales designated in the Exhibit C form must be "marked". If "Other" is indicated, it must contain a description and any necessary comments.
- (15) Use this space to designate any weight scale sample instructions or any other explanations to clarify scaling, processing and/or mailing requirements. If additional scaling locations are approved, revise original or current form showing all (old and new) locations. Check REVISION box at top of form and explain under remarks. Route as indicated.
- (16) Require purchaser to sign and date completed form in addition to State Forester Representative, sign and print name on the form. Signatures not required on revisions.



Oregon Department of Forestry
EXHIBIT C - PULP SORT
PROCESSING INSTRUCTIONS - LOCATION APPROVAL
BRAND INFORMATION

Klamath-Lake, EOA

(1) ORIGINAL REGISTRATION ☐ Date _____
REVISION NUMBER 000 ☐ Date _____
CANCELLATION _____

(9) **SALE NAME:** Davis GNA
COUNTY: Grant
STATE CONTRACT NUMBER:
KL-341-2023-GF8421-01

(2) _____
(Approved Pulp Processing Facility)
(3) **FROM:** Klamath-Lake Phone (541) 883-5681
(State Forestry District)
Address: 3200 DELAP RD
KLAMATH FALLS, OR 97601

(11) **STATE BRAND REGISTRATION NUMBER:** _____
(12) **STATE BRAND INFORMATION:** _____



(4) **PURCHASER:** _____
(5) **Scaling Bureau (TPSO) Processing Weight receipts:**

Mailing Address: _____
Phone Number: _____

(13) **REMARKS:**

(6) **STATE Definition of Approved Pulp Sort:**
• Top portion of the tree (tops).
• All logs with a diameter (Big End) greater than 10 inches marked with blue paint.

Operator's Name (Optional inclusion by District):

(14) **SIGNATURES:**

(7) **PULP FACILITY PROCESSING INSTRUCTIONS:**
• Pulp loads shall be weighed in lieu of scaling.
• One Ton = 2000 lbs (Short Ton).

• Pulp loads shall have a yellow Log Load Receipt attached.
• Gross weight and truck tare weight for each load shall be machine printed on the weight receipt.
• Weigher shall sign the weight receipt.
• Weigher shall record the Log Load Receipt number on the weight receipt.
• Weigher shall attach the Weight receipt to the Log Load Receipt and mail them weekly to the TPSO processing the Weight receipt.
(8) **TPSO PROCESSING INSTRUCTIONS**
• Submit data files daily (or each day of activity).
• Mail or deliver scale tickets weekly to ODF Headquarters in Salem.

Purchaser or Authorized Representative Date

State Forester Representative Date

State Forester Representative PRINT NAME

Notify the District within one hour when branding is inadequate for quick identification, the logs are marked with orange paint, the receipts are missing, not correctly or completely filled out, and/or logs do not meet the specifications of the STATE definition of Approved Pulp Sort.

General Distribution: TPSO, Approved Scaling Locations and Purchaser.



**Oregon Department of Forestry
EXHIBIT C - PULP SORT
INSTRUCTIONS FOR EXHIBIT C**

Klamath-Lake, EOA

- (1) Check appropriate box. REVISION NUMBER requires comments. CANCELLATION requires logging and hauling to be complete, recall branding hammers.
- (2) Approved Pulp Processing Facility. Write in as written in the Approved Log Delivery Location
https://apps.odf.oregon.gov/Divisions/management/asset_management/scalinglocation.asp
- (3) State District office, address and phone.
- (4) Enter Purchaser's business name, address, and phone number as it appears on the Contract.
- (5) Third Party Scaling Organization that will be processing the weight tickets, mailing address, and phone number.

Columbia River Log Scaling & Grading Bureau
P.O.Box 7002, Eugene, OR 97401
Phone: (541) 342-6007 Fax: (541) 342-2631
Email: services@crls.com

Pacific Rim Log Scaling Bureau, Inc.
8288 28th Court North East, Lacey, WA 98516
Phone: (360) 528-8710 Fax: (360) 528-8718
Email: office@prlsb.com

Mountain Western Log Scaling & Grading Bureau
P.O.Box 580, Roseburg, OR 97470
Phone: (541) 673-5571 Fax: (541) 672-6381
Email: info@mwlsqb.com

Yamhill Log Scaling & Grading Bureau
P.O.Box 709, Forest Grove, OR 97116
Phone: (503) 359-4474 Fax: (503) 359-4476
Email: yamhilllog@frontier.com

Northwest Log Scalpers Inc.
6137 NE 63rd St, Vancouver, WA, 98661
Phone: (360) 553-7212 ext. 4 Fax: (360) 553-7213
Email: info@nwlogscalpers.com

Big end of log is not to exceed 2 inches greater than the minimum removal specifications in the contract. Example: Minimum removal specifications 6 inches and 20 board feet, then the Big end of log not to exceed 8 inches. When conifer and hardwood removal specifications are different, use the smaller removal diameter to determine this specification.

- (9) Enter sale name and county.
- (10) Enter sale Contract number.
- (11) Enter Oregon's State Brand Registry Number **(REQUIRED)**.
- (12) Show brand assigned to timber sale. One brand only, if more than one brand is assigned to the sale: (1) make a separate form for each brand and (2) on each form, explain and show other brand(s) in the Remarks section Item (13).
- (13) Use this section to list any special instructions or the reason for any revisions in section item (1).
- (14) Require purchaser to sign and date completed form in addition to State Forester Representative, sign and print name on the form. Signatures not required on revisions.

EXHIBIT D
CULVERT SPECIFICATIONS

All culvert materials shall be installed by PURCHASER.

USFS will furnish culvert to be installed.

The STATE Representative shall determine final culvert locations and stake the locations in the field prior to installation. Installation location shown at point A on Exhibit A.

Cross Drain Culverts

Cross drain culverts on road grades in excess of 3 percent shall be skewed at least 30 degrees from perpendicular to the road centerline, except that cross drain culverts at the low point of dips in roads shall not be skewed. Cross drains shall be skewed to fit the required culvert length to the road prism.

Cross drain culverts shall be installed at a slope steeper than the incoming ditch grade, but not less than 3 percent or greater than 10 percent.

Disconnect Culverts

The culvert inlet shall be located as close to the channel that it is disconnecting, while the culvert outlet shall be located as far from the channel as possible; discharge culvert outflow on the forest floor, allowing for filtration before the water enters the disconnected channel.

The foundation and trench walls for all culverts shall be free from logs, stumps, limbs, stones, and other objects which would dent or damage the culvert. The culvert trench shall be excavated 3 culvert diameters wide to permit compaction and working on each side of the culvert. Tamping shall be done in 6-inch lifts, 1 culvert diameter each side of the culvert. Bedrock shall be excavated as required to provide a uniform foundation for the full length of the culvert.

A bedding of native soil shall be placed to provide a wide band of support and to transmit the load from above evenly over the entire length of the culvert.

Backfill shall consist of on job-excavated soil free of stumps, limbs, rocks, or other objects which would damage the culvert on new construction segments.

Transporting of the culvert shall be done carefully. Dragging or allowing free fall from trucks or into trenches shall not be permitted.

Minimum height of cover over top of culvert to subgrade when road is to be rocked shall be 12".

The ends of each culvert shall be free of logs and debris which would restrict the free flow of water.

EXHIBIT D

TYPICAL HALF ROUND CULVERT INSTALLATION

(no scale)

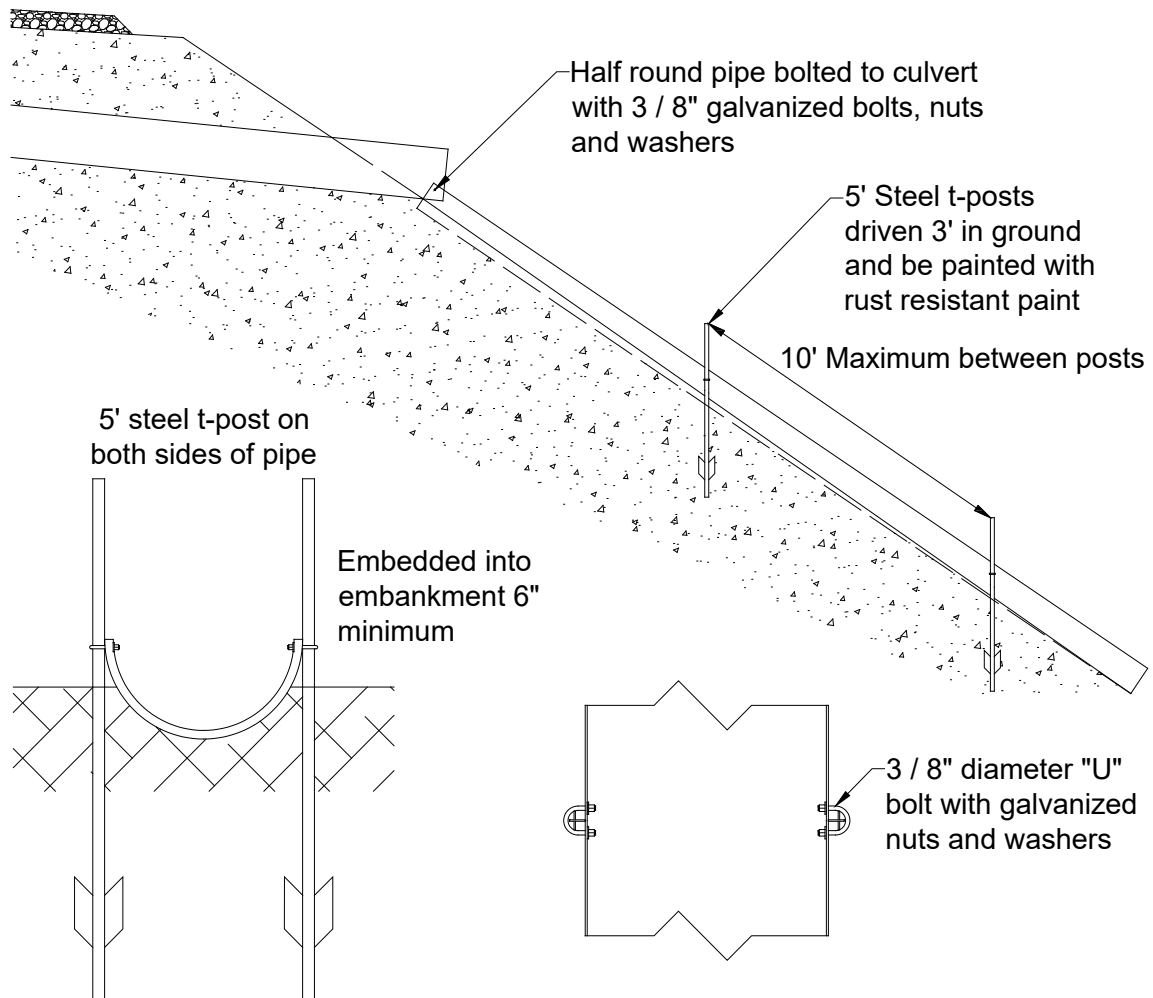
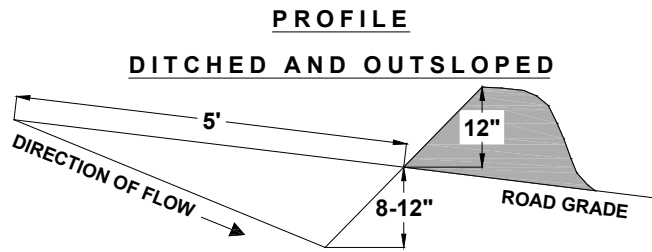
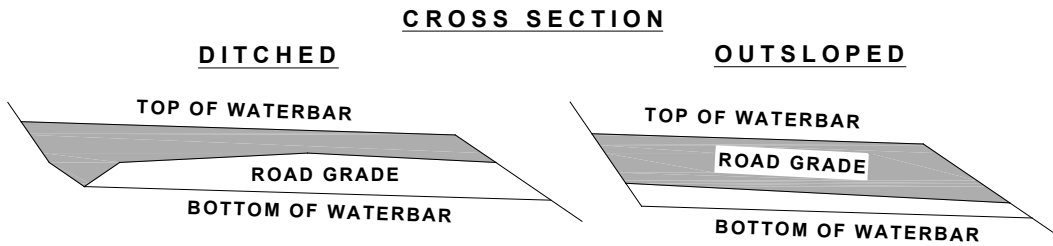


EXHIBIT E
WATERBAR SPECIFICATIONS



| SPACING OF WATERBARS | |
|----------------------|----------|
| ROAD GRADE | DISTANCE |
| < 6 % | 400' |
| 6 - 10 % | 200' |
| 11 - 15 % | 150' |
| > 15 % | 100' |



CONSTRUCT DITCHOUT THRU ANY EXISTING BERM.
CROSS DRAINAGE GRADIENT MINIMUM 3%.

