



Oregon Department of Forestry

2600 State St Salem OR 97310

PART III: EXHIBITS

EXHIBIT B

TIMBER SALE OPERATIONS PLAN

(See page 2 for instructions)

Date Received by State: _____

(5) State Brand Information (Complete)

(1) Contract Number: KL-341-2023-GF8120-01

(2) Sale Name: Flymon - GNA

(3) Contract Expiration Date: 10/31/2024

(4) Purchaser Name: _____

(6) State Representatives:

<u>Name</u>	<u>Circle One</u>	<u>Phone No.</u>	<u>Cell No.</u>	<u>Alt Phone</u>
	Logging Projects All			
	Logging Projects All			
	Logging Projects All			
	Logging Projects All			

(7) Purchaser Representatives:

<u>Name</u>	<u>Circle One</u>	<u>Phone No.</u>	<u>Cell No.</u>	<u>Alt Phone</u>
	Logging Projects All			
	Logging Projects All			
	Logging Projects All			
	Logging Projects All			
	Logging Projects All			
	Logging Projects All			
	Logging Projects All			

(8) Name of Subcontractors and Start Dates:

<u>Project No.</u>	<u>Subcontractor Name.</u>	<u>Start Date</u>	<u>Completion Date</u>	<u>Cell No.</u>	<u>Alt Phone</u>

Subcontractor Name.

Start Date

Cell No.

Alt Phone

(9) Comments:

(10) Operations Map: Attach a copy of timber sale Exhibit A or other suitable map which plainly shows the items listed on the instruction sheet.



Oregon Department of Forestry

2600 State St Salem OR 97310

PART III: EXHIBITS

EXHIBIT B

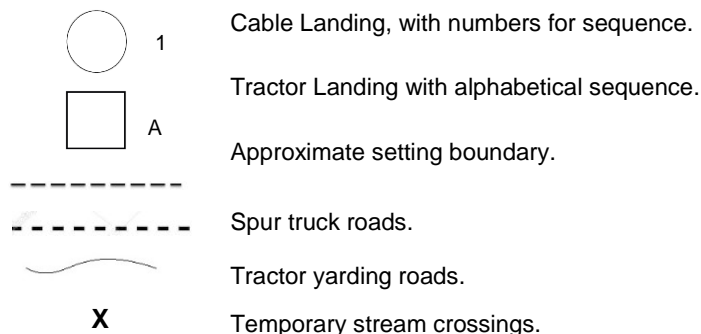
INSTRUCTION SHEET FOR OPERATIONS PLAN

SUBMIT ONE COPY OF PLAN STATE

Operations shall be limited to the work shown in the plan until a revised plan or supplemental plan is submitted covering additional work. Compliance with this plan is not in lieu of compliance with any federal requirements related to the federal Endangered Species Act. If STATE has prepared a required Forest Practices Act (FPA) "Written Plan" for operations, PURCHASER shall comply with all provisions of the Written Plan.

Explanation of Item No.(from Page 1)

- (5) All sales require you to use a brand furnished by STATE. If the State brand has not been assigned when the plan is submitted, it will be furnished and assigned later. Complete drawing. If more than one brand is assigned to the sale, complete both drawings.
- (6) The contract requires you to have a designated representative available on the sale area or work location who is authorized to receive in your behalf any notice or instruction given by STATE and to take action in regard to performance under the contract. If logging and project work is widely separated, a representative is required for each.
- (7) The STATE representative will be designated when your plan is approved and is the person who will inspect and issue instructions regarding performance.
- (8) Show names of subcontractors to be used for any or all phases of the operations. If subcontractors are not Known, or are changed later, give notification to the STATE representative prior to commencement of work by subcontractor.
- (9) Show projected dates for commencement of both projects and logging. If projected dates need to be changed at a later date, notification must be given to the STATE representative by supplemental plan or otherwise, prior to commencement of such operations.
- (10) The STATE representative will furnish extra copies of Exhibit A of the contract for your use in preparing the operations map. The map shall use the following legend and show:
 1. Landing locations, approximate setting boundaries, and probable sequence of logging the settings. Number the settings in sequence.
 2. Locations of spur roads planned for construction, other than required by the timber sale contract. Provide spur road specifications
 3. Locations of proposed tractor yarding roads. Show if and how marked on the ground.
 4. Locations of temporary stream crossings.
 5. List the sequence of performing project work.
 6. Location of rock sources - attach pit development plans.




Oregon Department of Forestry

2600 State St Salem OR 97310

PART III: EXHIBITS

**EXHIBIT B
OPERATIONS PLAN**
Completion Timeline

Indicate on the appropriate timeline below, the dates by which you plan to complete the work as required under this contract. The purpose of this section is to develop a plan that will ensure you complete the work as required, and meet the interim completion date(s) and contract expiration date. This plan is incorporated and made a part of the contract. When, in the opinion of STATE, operations are not commencing in a manner that meets the intent of this plan, you may be placed in violation of contract and your operations suspended until an amended plan is submitted and approved by STATE.

Projects

Month/Year Date ____/____	Month/Year Date ____/____	Month/Year Date ____/____	Month/Year Date ____/____	Month/Year Date ____/____
Work Commences	25%	50%	75%	Projects Complete

Harvest & Other Requirements

Month/Year Date ____/____	Month/Year Date ____/____	Month/Year Date ____/____	Month/Year Date ____/____	Month/Year Date ____/____
Work Commences	25%	50%	75%	Sale Complete

The Federal Endangered Species Act (ESA) prohibits a person from taking any federally listed threatened or endangered species. Taking under the federal ESA may include alteration of habitat. STATE's approval of this plan does not certify that PURCHASER's operation under the plan is lawful under the federal ESA. As provided in the timber sale contract, PURCHASER's must comply with all applicable state, federal, and local laws.

PURCHASER's compliance with this plan is not in lieu of compliance with any federal requirements related to the federal Endangered Species Act.

APPROVED; Date: _____

 SUBMITTED BY:
PURCHASER

 STATE OF OREGON - DEPARTMENT OF
FORESTRY

Title _____

Title _____



Oregon Department of Forestry
EXHIBIT C - SAWMILL GRADE (EASTSIDE SCALE)
SCALING INSTRUCTIONS - LOCATION APPROVAL - BRAND INFORMATION
Klamath-Lake - EOA

(1) ORIGINAL REGISTRATION ☐ Date _____
REVISION NUMBER 000 ☐ Date _____
CANCELLATION ☐ Date _____

(2) TO: _____
(Third Party Scaling Organization)

(3) FROM: Klamath-Lake Phone (541) 883-5681
(State Forestry District)
Address: 3200 DELAP RD
KLAMATH FALLS, OR 97601

(4) PURCHASER: _____
Mailing Address: _____
Phone Number: _____

(5) MINIMUM SCALING SPECIFICATIONS	
SPECIES	MINIMUM NET VOLUME
Conifers	10
Hardwoods	10

*Apply minimum volume test to whole logs over 20' Eastside

(6) EASTSIDE SCALE:
*Log lengths will be measured in 1-foot multiples, with 4 inches of minimum trim per segment.
*Use Region 6 actual taper rule. Logs over 40'.

YES NO

(7) Weight Scale Sample ☐ ☒

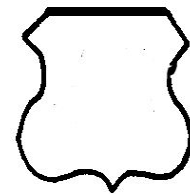
(8) APPROVED SCALING LOCATIONS (as shown on the ODF Approved Locations web-site)	Species	Yard	Truck	Weight

(9) SALE NAME: Flymon - GNA
COUNTY: Jefferson

(10) STATE CONTRACT NUMBER:
KL-341-2023-GF8120-01

(11) STATE BRAND REGISTRATION NUMBER:

(12) STATE BRAND INFORMATION:



(13) PAINT REQUIRED: YES ☒
COLOR: Orange

(14) SPECIAL REQUESTS	(Check applicable)
PEELABLE CULL (all species).....	<input type="checkbox"/>
NO DEDUCTIONS ALLOWED FOR MECHANICAL DAMAGE	<input checked="" type="checkbox"/>
PENCIL BUCK.....	<input type="checkbox"/>
ADD-BACK VOLUME - Deductions due to delay...	<input checked="" type="checkbox"/>
OTHER :	
(15) REMARKS:	

Operator's Name (Optional inclusion by District): _____

(16) SIGNATURES:

Purchaser or Authorized Representative Date

State Forester Representative Date

State Forester Representative PRINT NAME



Oregon Department of Forestry
EXHIBIT C - SAWMILL GRADE
INSTRUCTIONS FOR EXHIBIT C
Klamath-Lake - EOA

- (1) Check appropriate box. REVISION NUMBER requires comments. CANCELLATION requires logging and hauling to be complete, recall branding hammers.
- (2) Designate Third Party Scaling Organization (TPSO).

<p>Columbia River Log Scaling & Grading Bureau P.O.Box 7002, Eugene, OR 97401 Phone: (541) 342-6007 Fax: (541) 342-2631 Email: services@crls.com</p> <p>Mountain Western Log Scaling & Grading Bureau P.O.Box 580, Roseburg, OR 97470 Phone: (541) 673-5571 Fax: (541) 672-6381 Email: info@mwlsqb.com</p> <p>Northwest Log Scalars Inc. 6137 NE 63rd St, Vancouver, WA, 98661 Phone: (360) 553-7212 ext. 4 Fax: (360) 553-7213 Email: info@nwlogscalars.com</p>	<p>Pacific Rim Log Scaling Bureau, Inc. 8288 28th Court North East, Lacey, WA 98516 Phone: (360) 528-8710 Fax: (360) 528-8718 Email: office@prlsb.com</p> <p>Yamhill Log Scaling & Grading Bureau P.O.Box 709, Forest Grove, OR 97116 Phone: (503) 359-4474 Fax: (503) 359-4476 Email: yamhilllog@frontier.com</p>
---	---
- (3) State District office, address and phone.
- (4) Enter Purchaser's business name, address, and phone number as it appears on the Contract.
- (5) Minimum Scaling Specifications. Scaling diameter inches is used for pencil buck minimum diameter.
- (6) Eastside - Region 6 actual taper segment scale. Check Yes or No. Special Service Rules on file with TPSO. See: Segment Scaling and Grading of Long Logs - All Species - State Forestry Department Scaling Practices (Northwest Log Rules Eastside). Items with * follow U.S. Forest Service Eastside rules.
- (7) Weight Scale Sample - Check box if sale is to be a Weight Scale Sample. All specifics for handling, scaling and processing will be attached or explained in the Remarks section item (15).
- (8) Show scaling locations only applicable to TPSO. Location name should appear as it does on the ODF Approved Scaling Location web site: https://apps.odf.oregon.gov/Divisions/management/asset_management/scalinglocation.asp Locations with scaling and processing directions specific to their location should be on a separate form. Species should be identified if not capable of receiving "all" species. Check appropriate box for either: yard, truck scale, or weight. Refer to the web site listed above for the locations approval status.
- (9) Enter sale name and county.
- (10) Enter sale Contract number.
- (11) Enter Oregon's State Brand Registry Number (**REQUIRED**).
- (12) Show brand assigned to timber sale. One brand only. If more than one brand is assigned to the sale: (1) make a separate form for each brand and (2) on each form, explain and show other brand(s) in the Remarks section item (15).
- (13) Check yes for Paint Required and designate "Orange" for color. Non required removal volumes may sometimes require blue paint.
- (14) Special Requests. These are requests that will be applied to ODF timber sales. All boxes applicable to the timber sales designated in the Exhibit C form must be "marked". If "Other" is indicated, it must contain a description and any necessary comments.
- (15) Use this space to designate any weight scale sample instructions or any other explanations to clarify scaling, processing and/or mailing requirements. If additional scaling locations are approved, revise original or current form showing all (old and new) locations. Check REVISION box at top of form and explain under remarks. Route as indicated.
- (16) Require purchaser to sign and date completed form in addition to State Forester Representative, sign and print name on the form. Signatures not required on revisions.



Oregon Department of Forestry
EXHIBIT C - PULP SORT
PROCESSING INSTRUCTIONS - LOCATION APPROVAL
BRAND INFORMATION

Klamath-Lake, EOA

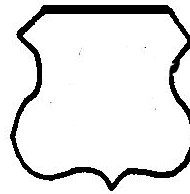
(1) ORIGINAL REGISTRATION ☐ Date _____
REVISION NUMBER 000 ☐ Date _____
CANCELLATION _____

(9) **SALE NAME:** Flymon - GNA
COUNTY: Jefferson
STATE CONTRACT NUMBER:
KL-341-2023-GF8120-01

(2) _____
(Approved Pulp Processing Facility)

(11) **STATE BRAND REGISTRATION NUMBER:** _____
(12) **STATE BRAND INFORMATION:** _____

(3) **FROM:** Klamath-Lake Phone (541) 883-5681
(State Forestry District)
Address: 3200 DELAP RD
KLAMATH FALLS, OR 97601



(4) **PURCHASER:** _____
(5) **Scaling Bureau (TPSO) Processing Weight receipts:**

Mailing Address: _____

Phone Number: _____

(13) **REMARKS:**

(6) **STATE Definition of Approved Pulp Sort:**
• Top portion of the tree (tops).
• All logs with a diameter (Big End) greater than 10 inches marked with blue paint.

Operator's Name (Optional inclusion by District):

(14) **SIGNATURES:**

(7) **PULP FACILITY PROCESSING INSTRUCTIONS:**
• Pulp loads shall be weighed in lieu of scaling.
• One Ton = 2000 lbs (Short Ton).

• Pulp loads shall have a yellow Log Load Receipt attached.
• Gross weight and truck tare weight for each load shall be machine printed on the weight receipt.
• Weigher shall sign the weight receipt.
• Weigher shall record the Log Load Receipt number on the weight receipt.
• Weigher shall attach the Weight receipt to the Log Load Receipt and mail them weekly to the TPSO processing the Weight receipt.

Purchaser or Authorized Representative **Date**

State Forester Representative **Date**

State Forester Representative PRINT NAME

(8) **TPSO PROCESSING INSTRUCTIONS**
• Submit data files daily (or each day of activity).
• Mail or deliver scale tickets weekly to ODF Headquarters in Salem.

Notify the District within one hour when branding is inadequate for quick identification, the logs are marked with orange paint, the receipts are missing, not correctly or completely filled out, and/or logs do not meet the specifications of the STATE definition of Approved Pulp Sort.

General Distribution: TPSO, Approved Scaling Locations and Purchaser.



**Oregon Department of Forestry
EXHIBIT C - PULP SORT
INSTRUCTIONS FOR EXHIBIT C**

Klamath-Lake, EOA

- (1) Check appropriate box. REVISION NUMBER requires comments. CANCELLATION requires logging and hauling to be complete, recall branding hammers.
- (2) Approved Pulp Processing Facility. Write in as written in the Approved Log Delivery Location
https://apps.odf.oregon.gov/Divisions/management/asset_management/scalinglocation.asp
- (3) State District office, address and phone.
- (4) Enter Purchaser's business name, address, and phone number as it appears on the Contract.
- (5) Third Party Scaling Organization that will be processing the weight tickets, mailing address, and phone number.

Columbia River Log Scaling & Grading Bureau
P.O.Box 7002, Eugene, OR 97401
Phone: (541) 342-6007 Fax: (541) 342-2631
Email: services@crls.com

Pacific Rim Log Scaling Bureau, Inc.
8288 28th Court North East, Lacey, WA 98516
Phone: (360) 528-8710 Fax: (360) 528-8718
Email: office@prlsb.com

Mountain Western Log Scaling & Grading Bureau
P.O.Box 580, Roseburg, OR 97470
Phone: (541) 673-5571 Fax: (541) 672-6381
Email: info@mwlsqb.com

Yamhill Log Scaling & Grading Bureau
P.O.Box 709, Forest Grove, OR 97116
Phone: (503) 359-4474 Fax: (503) 359-4476
Email: yamhilllog@frontier.com

Northwest Log Scalars Inc.
6137 NE 63rd St, Vancouver, WA, 98661
Phone: (360) 553-7212 ext. 4 Fax: (360) 553-7213
Email: info@nwlogscalars.com

Big end of log is not to exceed 2 inches greater than the minimum removal specifications in the contract. Example: Minimum removal specifications 6 inches and 20 board feet, then the Big end of log not to exceed 8 inches. When conifer and hardwood removal specifications are different, use the smaller removal diameter to determine this specification.

- (9) Enter sale name and county.
- (10) Enter sale Contract number.
- (11) Enter Oregon's State Brand Registry Number **(REQUIRED)**.
- (12) Show brand assigned to timber sale. One brand only, if more than one brand is assigned to the sale: (1) make a separate form for each brand and (2) on each form, explain and show other brand(s) in the Remarks section Item (13).
- (13) Use this section to list any special instructions or the reason for any revisions in section item (1).
- (14) Require purchaser to sign and date completed form in addition to State Forester Representative, sign and print name on the form. Signatures not required on revisions.

EXHIBIT D

IMPROVEMENT

SUBGRADE WIDTH	RUNNING WIDTH	POINT TO POINT	DRAINAGE
12 feet	10 feet	A to B	Shape to Drain
12 feet	10 feet	C to D	Shape to Drain
12 feet	10 feet	E to F	Shape to Drain
12 feet	10 feet	F to G	Shape to Drain
12 feet	10 feet	G to H	Shape to Drain
12 feet	10 feet	G to I	Shape to Drain

CLEARING. This work shall consist of clearing, removing, and disposing of all trees, Snags, Down Timber, brush, surface objects, and protruding obstructions within the clearing limits.

Where clearing limits have not been marked, the clearing limits shall extend 4 feet back of the top of the cutslope and 4 feet out from the toe of the fill slope, or as directed by STATE. Clearing debris shall not be placed or permitted to remain in or under any road embankment sections. Clearing debris shall not be left lodged against standing trees.

All danger trees, leaners, and Snags outside the clearing limits which could fall and hit the road shall be felled.

For road segments with abundant down trees across the road surface this material will be removed and piled to burn in stand openings adjacent to the right of way prior to grubbing work.

GRUBBING. This work shall consist of the removal or digging out of stumps and protruding objects.

All stumps shall be completely removed within the limits of required grubbing. Stumps overhanging cutslopes shall be removed. Grubbing debris shall not be left lodged against standing trees.

EXHIBIT D

GRUBBING CLASSIFICATION.

Improvements and reconstructions - 4 feet back from the shoulder of the subgrade or ditch, whichever is widest, or as marked in the field.

CLEARING AND GRUBBING DISPOSAL. Scatter in stable locations through openings in the timber outside of the cleared right-of-way. Clearing and grubbing debris shall be left in a stable location, and not left lodged against standing trees.

EXCAVATION. Excavation and grading shall not be done when weather and/or ground conditions are such that damage will result to existing subgrade or cause excessive erosion.

Unless road plans show otherwise, all roads shall be on a balanced cross section, except when the slope is over 60 percent, the road shall be on full bench for the width specified.

Suitable excavated material shall be used for the formation of fills, shoulders, and drainage structure backfills. Embankment materials shall be free of woody debris, brush, muck, sod, frozen material, and other deleterious materials.

Sidecast includes any road generated excess excavation material which is not essential as part of the road prism, is not compacted, and is below the roadway. Sidecast shall not be placed where it will enter a stream course. Leaving sidecast below the road is only permissible if specifically allowed in "Full Bench and End Haul Requirements" in this Exhibit.

ROAD WIDTH LIMITATIONS. PURCHASER shall obtain advance written approval from STATE to construct the road to a greater width than specified.

Curve Widening. Widen the inside shoulder of all curves as specified in the plans or as follows: 400 divided by the radius of the curve equals the amount of extra width.

DRAINAGE

Subgrade. Subgrade shall be crowned or outsloped at 4 to 6 percent as shown on the "Forest Road Specifications" table in this Exhibit.

Ditchouts. Construct ditchouts to drain away from subgrade at locations marked in the field or as directed by STATE.

EXHIBIT E
Old Growth Characteristics

As described in the NEPA:

“Retain all “old growth” trees that appear to have been part of the original, pre-settlement/pre-fire suppression forest, regardless of size. These trees have the following characteristics: yellow bark with wider plates, well developed, rounded or flat crowns, and bigger, long, or droopy branches (From Van Pelt’s 2008 “Identifying Old Trees and Forests in Eastern Washington)”

The following guide shall be used to determine if a tree qualifies as “old growth”. **Any ponderosa pine tree that rates out with a score of 6 or higher shall be retained as old growth in the Flymon GNA Timber Sale.** A diagram of crown characteristics (figure 69) can be found on the following page.

Individual Species or Species Group Treatments

Rating system for determining the general age of ponderosa pine trees

(Choose one score from each category and sum scores to determine developmental stage)

Lower trunk bark condition	Score
Dark bark with small fissures0
Outermost bark ridge flakes reddish, fissures small.1
Colorful plates, width about equal to fissure widths2
Maximum fissure to fissure plate width ≥ 15 cm (6 in) and <25 cm (10 in)3
Maximum fissure to fissure plate width ≥ 25 cm (10 in)5

Knot indicators on main trunk below crown

Dead branches below main crown, whorl indicators extending nearly to tree base0
Old knot/whorl indicators visible below main crown1
No knot/whorl indicators visible3

Crown form (refer to Figure 69)

Similar to a tree in top row0
Similar to a tree in middle row3
Similar to a tree in bottom row.5

Scoring Key

< 2	Young tree
2–5	Mature tree < 150 years
6–10	Mature tree ≥ 150 years
> 10	Old tree ≥ 250 years

Ponderosa Pine

Figure 69. Ponderosa pine crown form and tree vigor in eastern Washington. Idealized forms represent three age and four vigor classes (A-high vigor to D-low vigor). Vigor is a function of site productivity and response to disturbance and environmental stress. More than one individual is shown for vigor classes B-D to illustrate possible variations. Competition-based mortality usually ensures that most trees in vigor classes C and D do not survive to the next age class. The trees depicted are the same scale in the first image, and at differing scales on the following pages.

