



# Oregon Department of Forestry

2600 State St Salem OR 97310

## PART III: EXHIBITS

### EXHIBIT B

## TIMBER SALE OPERATIONS PLAN

(See page 2 for instructions)

Date Received by State: \_\_\_\_\_

(5) State Brand Information ( Complete)

(1) Contract Number: KL-341-2022-W00638-01

(2) Sale Name: Catfish

(3) Contract Expiration Date: 10/31/2025

(4) Purchaser Name: \_\_\_\_\_

(6) State Representatives:

<u>Name</u>	<u>Circle One</u>	<u>Phone No.</u>	<u>Cell No.</u>	<u>Alt Phone</u>
	Logging Projects All			
	Logging Projects All			
	Logging Projects All			
	Logging Projects All			

(7) Purchaser Representatives:

<u>Name</u>	<u>Circle One</u>	<u>Phone No.</u>	<u>Cell No.</u>	<u>Alt Phone</u>
	Logging Projects All			
	Logging Projects All			
	Logging Projects All			
	Logging Projects All			
	Logging Projects All			
	Logging Projects All			
	Logging Projects All			

(8) Name of Subcontractors and Start Dates:

<u>Project No.</u>	<u>Subcontractor Name.</u>	<u>Start Date</u>	<u>Completion Date</u>	<u>Cell No.</u>	<u>Alt Phone</u>

Subcontractor Name.

Start Date

Cell No.

Alt Phone


(9) Comments:

---



---



---

(10) Operations Map: Attach a copy of timber sale Exhibit A or other suitable map which plainly shows the items listed on the instruction sheet.



## Oregon Department of Forestry

2600 State St Salem OR 97310

PART III: EXHIBITS

### EXHIBIT B

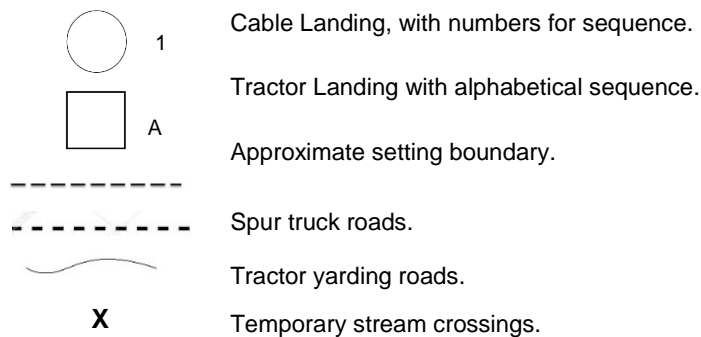
## INSTRUCTION SHEET FOR OPERATIONS PLAN

### SUBMIT ONE COPY OF PLAN STATE

Operations shall be limited to the work shown in the plan until a revised plan or supplemental plan is submitted covering additional work. Compliance with this plan is not in lieu of compliance with any federal requirements related to the federal Endangered Species Act. If STATE has prepared a required Forest Practices Act (FPA) "Written Plan" for operations, PURCHASER shall comply with all provisions of the Written Plan.

### Explanation of Item No.(from Page 1)

- (5) All sales require you to use a brand furnished by STATE. If the State brand has not been assigned when the plan is submitted, it will be furnished and assigned later. Complete drawing. If more than one brand is assigned to the sale, complete both drawings.
- (6) The contract requires you to have a designated representative available on the sale area or work location who is authorized to receive in your behalf any notice or instruction given by STATE and to take action in regard to performance under the contract. If logging and project work is widely separated, a representative is required for each.
- (7) The STATE representative will be designated when your plan is approved and is the person who will inspect and issue instructions regarding performance.
- (8) Show names of subcontractors to be used for any or all phases of the operations. If subcontractors are not Known, or are changed later, give notification to the STATE representative prior to commencement of work by subcontractor.
- (9) Show projected dates for commencement of both projects and logging. If projected dates need to be changed at a later date, notification must be given to the STATE representative by supplemental plan or otherwise, prior to commencement of such operations.
- (10) The STATE representative will furnish extra copies of Exhibit A of the contract for your use in preparing the operations map. The map shall use the following legend and show:
  1. Landing locations, approximate setting boundaries, and probable sequence of logging the settings. Number the settings in sequence.
  2. Locations of spur roads planned for construction, other than required by the timber sale contract. Provide spur road specifications
  3. Locations of proposed tractor yarding roads. Show if and how marked on the ground.
  4. Locations of temporary stream crossings.
  5. List the sequence of performing project work.
  6. Location of rock sources - attach pit development plans.




**Oregon Department of Forestry**

2600 State St Salem OR 97310

PART III: EXHIBITS

**EXHIBIT B  
OPERATIONS PLAN**
**Completion Timeline**

Indicate on the appropriate timeline below, the dates by which you plan to complete the work as required under this contract. The purpose of this section is to develop a plan that will ensure you complete the work as required, and meet the interim completion date(s) and contract expiration date. This plan is incorporated and made a part of the contract. When, in the opinion of STATE, operations are not commencing in a manner that meets the intent of this plan, you may be placed in violation of contract and your operations suspended until an amended plan is submitted and approved by STATE.

**Projects**

Month/Year Date ____/____	Month/Year Date ____/____	Month/Year Date ____/____	Month/Year Date ____/____	Month/Year Date ____/____
_____				
Work Commences	25%	50%	75%	Projects Complete

**Harvest & Other Requirements**

Month/Year Date ____/____	Month/Year Date ____/____	Month/Year Date ____/____	Month/Year Date ____/____	Month/Year Date ____/____
_____				
Work Commences	25%	50%	75%	Sale Complete

The Federal Endangered Species Act (ESA) prohibits a person from taking any federally listed threatened or endangered species. Taking under the federal ESA may include alteration of habitat. STATE's approval of this plan does not certify that PURCHASER's operation under the plan is lawful under the federal ESA. As provided in the timber sale contract, PURCHASER's must comply with all applicable state, federal, and local laws.

PURCHASER's compliance with this plan is not in lieu of compliance with any federal requirements related to the federal Endangered Species Act.

APPROVED; Date: \_\_\_\_\_

 SUBMITTED BY:  
PURCHASER

 STATE OF OREGON - DEPARTMENT OF  
FORESTRY

 \_\_\_\_\_  
Title \_\_\_\_\_

 \_\_\_\_\_  
Title \_\_\_\_\_



Oregon Department of Forestry  
**EXHIBIT C - PULP SORT**  
**PROCESSING INSTRUCTIONS - LOCATION APPROVAL**  
**BRAND INFORMATION**

Klamath-Lake, EOA

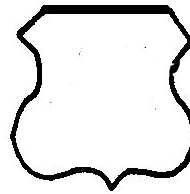
(1) ORIGINAL REGISTRATION ☐ Date \_\_\_\_\_  
REVISION NUMBER 000 ☐ Date \_\_\_\_\_  
CANCELLATION \_\_\_\_\_

(9) **SALE NAME:** Catfish  
**COUNTY:** Klamath  
**STATE CONTRACT NUMBER:**  
KL-341-2022-W00638-01

(2) \_\_\_\_\_  
**(Approved Pulp Processing Facility)**

(11) **STATE BRAND REGISTRATION NUMBER:** \_\_\_\_\_  
(12) **STATE BRAND INFORMATION:** \_\_\_\_\_

(3) **FROM:** Klamath-Lake Phone (541) 883-5681  
(State Forestry District)  
**Address:** 3200 DELAP RD  
KLAMATH FALLS, OR 97601



(4) **PURCHASER:** \_\_\_\_\_  
(5) **Scaling Bureau (TPSO) Processing Weight receipts:**  
\_\_\_\_\_

**Mailing Address:** \_\_\_\_\_  
\_\_\_\_\_  
**Phone Number:** \_\_\_\_\_  
\_\_\_\_\_

(13) **REMARKS:**  
\_\_\_\_\_  
\_\_\_\_\_  
\_\_\_\_\_

(6) **STATE Definition of Approved Pulp Sort:**  
• Top portion of the tree (tops).  
• All logs with a diameter (Big End) greater than 12 inches marked with blue paint.

**Operator's Name (Optional inclusion by District):**  
\_\_\_\_\_  
(14) **SIGNATURES:**

(7) **PULP FACILITY PROCESSING INSTRUCTIONS:**  
• Pulp loads shall be weighed in lieu of scaling.  
• One Ton = 2000 lbs (Short Ton).  
  
• Pulp loads shall have a yellow Log Load Receipt attached.  
• Gross weight and truck tare weight for each load shall be machine printed on the weight receipt.  
• Weigher shall sign the weight receipt.  
• Weigher shall record the Log Load Receipt number on the weight receipt.  
• Weigher shall attach the Weight receipt to the Log Load Receipt and mail them weekly to the TPSO processing the Weight receipt.

\_\_\_\_\_  
**Purchaser or Authorized Representative** **Date**  
  
\_\_\_\_\_  
**State Forester Representative** **Date**  
  
\_\_\_\_\_  
**State Forester Representative PRINT NAME**

(8) **TPSO PROCESSING INSTRUCTIONS**  
• Submit data files daily (or each day of activity).  
• Mail or deliver scale tickets weekly to ODF Headquarters in Salem.

**Notify the District within one hour when branding is inadequate for quick identification, the logs are marked with orange paint, the receipts are missing, not correctly or completely filled out, and/or logs do not meet the specifications of the STATE definition of Approved Pulp Sort.**

**General Distribution: TPSO, Approved Scaling Locations and Purchaser.**



**Oregon Department of Forestry  
EXHIBIT C - PULP SORT  
INSTRUCTIONS FOR EXHIBIT C**

Klamath-Lake, EOA

- (1) Check appropriate box. REVISION NUMBER requires comments. CANCELLATION requires logging and hauling to be complete, recall branding hammers.
- (2) Approved Pulp Processing Facility. Write in as written in the Approved Log Delivery Location  
[https://apps.odf.oregon.gov/Divisions/management/asset\\_management/scalinglocation.asp](https://apps.odf.oregon.gov/Divisions/management/asset_management/scalinglocation.asp)
- (3) State District office, address and phone.
- (4) Enter Purchaser's business name, address, and phone number as it appears on the Contract.
- (5) Third Party Scaling Organization that will be processing the weight tickets, mailing address, and phone number.

Columbia River Log Scaling & Grading Bureau  
P.O.Box 7002, Eugene, OR 97401  
Phone: (541) 342-6007 Fax: (541) 342-2631  
Email: [services@crls.com](mailto:services@crls.com)

Pacific Rim Log Scaling Bureau, Inc.  
8288 28th Court North East, Lacey, WA 98516  
Phone: (360) 528-8710 Fax: (360) 528-8718  
Email: [office@prlsb.com](mailto:office@prlsb.com)

Mountain Western Log Scaling & Grading Bureau  
P.O.Box 580, Roseburg, OR 97470  
Phone: (541) 673-5571 Fax: (541) 672-6381  
Email: [info@mwlsqb.com](mailto:info@mwlsqb.com)

Yamhill Log Scaling & Grading Bureau  
P.O.Box 709, Forest Grove, OR 97116  
Phone: (503) 359-4474 Fax: (503) 359-4476  
Email: [yamhilllog@frontier.com](mailto:yamhilllog@frontier.com)

Northwest Log Scalars Inc.  
6137 NE 63rd St, Vancouver, WA, 98661  
Phone: (360) 553-7212 ext. 4 Fax: (360) 553-7213  
Email: [info@nwlogscalars.com](mailto:info@nwlogscalars.com)

Big end of log is not to exceed 2 inches greater than the minimum removal specifications in the contract. Example: Minimum removal specifications 6 inches and 20 board feet, then the Big end of log not to exceed 8 inches. When conifer and hardwood removal specifications are different, use the smaller removal diameter to determine this specification.

- (9) Enter sale name and county.
- (10) Enter sale Contract number.
- (11) Enter Oregon's State Brand Registry Number **(REQUIRED)**.
- (12) Show brand assigned to timber sale. One brand only, if more than one brand is assigned to the sale: (1) make a separate form for each brand and (2) on each form, explain and show other brand(s) in the Remarks section Item (13).
- (13) Use this section to list any special instructions or the reason for any revisions in section item (1).
- (14) Require purchaser to sign and date completed form in addition to State Forester Representative, sign and print name on the form. Signatures not required on revisions.

EXHIBIT D

FOREST ROAD SPECIFICATIONS

Segments to be Improved

SUBGRADE WIDTH	RUNNING WIDTH	POINT TO POINT	DRAINAGE
15 feet	12 feet	I to K	Shape to Drain
15 feet	12 feet	J to L	Shape to Drain
15 feet	12 feet	H to M	Shape to Drain
15 feet	12 feet	N to O	Shape to Drain
15 feet	12 feet	P to Q	Shape to Drain
15 feet	12 feet	R to S	Shape to Drain
15 feet	12 feet	T to Y	Shape to Drain
15 feet	12 feet	W to X	Shape to Drain

Segments to be Constructed

SUBGRADE WIDTH	RUNNING WIDTH	POINT TO POINT	DRAINAGE
15 feet	12 feet	A to B	Shape to Drain
15 feet	12 feet	C to D	Shape to Drain
15 feet	12 feet	E to H	Shape to Drain
15 feet	12 feet	F to G	Shape to Drain

Segments with Additional Road Maintenance

WITHIN 10 FEET	WITHIN 30 FEET	POINT TO POINT
All Trees	Thinned to 40 BA	Z to AA
All Trees	Thinned to 40 BA	AA to BB
All Trees	Thinned to 40 BA	BB to CC
All Trees	Thinned to 40 BA	CC to DD

State Timber Sale Contract  
No. KL-341-2022-W00638-01  
Catfish

## EXHIBIT D

### FOREST ROAD SPECIFICATIONS

ADDITIONAL ROAD MAINTENANCE. This work shall consist of additional cutting requirements to ensure roads remain accessible. All material that does not meet remove specification in Section 2045 "Log Removal" may be yarded to the landing and piled to burn or side cast out of road prism. Material not hauled to landing will be left in bunches or turns not to exceed 10 ft x 10 ft x 10 ft.

Additional maintenance:

- a. Within 10 ft of edge of road:  
All trees 1 ft tall and greater shall be cut.
- b. Within 30 ft of edge of road:  
Trees will be thinned to a residual of 40 square feet of basal area (BA) per acre.

CLEARING. This work shall consist of clearing, removing, and disposing of all trees, Snags, Down Timber, brush, surface objects, and protruding obstructions within the clearing limits.

Where clearing limits have not been marked, the clearing limits shall extend 4 feet back of the top of the cutslope and 4 feet out from the toe of the fill slope, or as directed by STATE. Clearing debris shall not be placed or permitted to remain in or under any road embankment sections. Clearing debris shall not be left lodged against standing trees.

All danger trees, leaners, and Snags outside the clearing limits which could fall and hit the road shall be felled.

GRUBBING. This work shall consist of the removal or digging out of stumps and protruding objects.

All stumps shall be completely removed within the limits of required grubbing. Stumps overhanging cutslopes shall be removed. Grubbing debris shall not be left lodged against standing trees.

#### GRUBBING CLASSIFICATION.

Improvements and reconstructions - 4 feet back from the shoulder of the subgrade or ditch, whichever is widest, or as marked in the field.

CLEARING AND GRUBBING DISPOSAL. Scatter in stable locations through openings in the timber outside of the cleared right-of-way, except areas where end-haul is required. In areas where end-haul is required, clearing and grubbing debris shall be fully contained and hauled to a designated waste area. Clearing and grubbing debris shall be left in a stable location, and not left lodged against standing trees.

State Timber Sale Contract  
No. KL-341-2022-W00638-01  
Catfish

## EXHIBIT D

### FOREST ROAD SPECIFICATIONS

EXCAVATION. Excavation and grading shall not be done when weather and/or ground conditions are such that damage will result to existing subgrade or cause excessive erosion.

Unless road plans show otherwise, all roads shall be on a balanced cross section, except when the slope is over 60 percent, the road shall be on full bench for the width specified.

Suitable excavated material shall be used for the formation of fills, shoulders, and drainage structure backfills. Embankment materials shall be free of woody debris, brush, muck, sod, frozen material, and other deleterious materials.

Sidecast includes any road generated excess excavation material which is not essential as part of the road prism, is not compacted, and is below the roadway. Sidecast shall not be placed where it will enter a stream course. Leaving sidecast below the road is only permissible if specifically allowed in "Full Bench and End Haul Requirements" in this Exhibit.

All fills shall be machine compacted according to the "Compaction and Processing Requirements" in this Exhibit.

ROAD WIDTH LIMITATIONS. PURCHASER shall obtain advance written approval from STATE to construct the road to a greater width than specified.

Curve Widening. Widen the inside shoulder of all curves as specified in the plans or as follows: 400 divided by the radius of the curve equals the amount of extra width.

### DRAINAGE

Subgrade. Subgrade shall be shaped as appropriate for drainage.

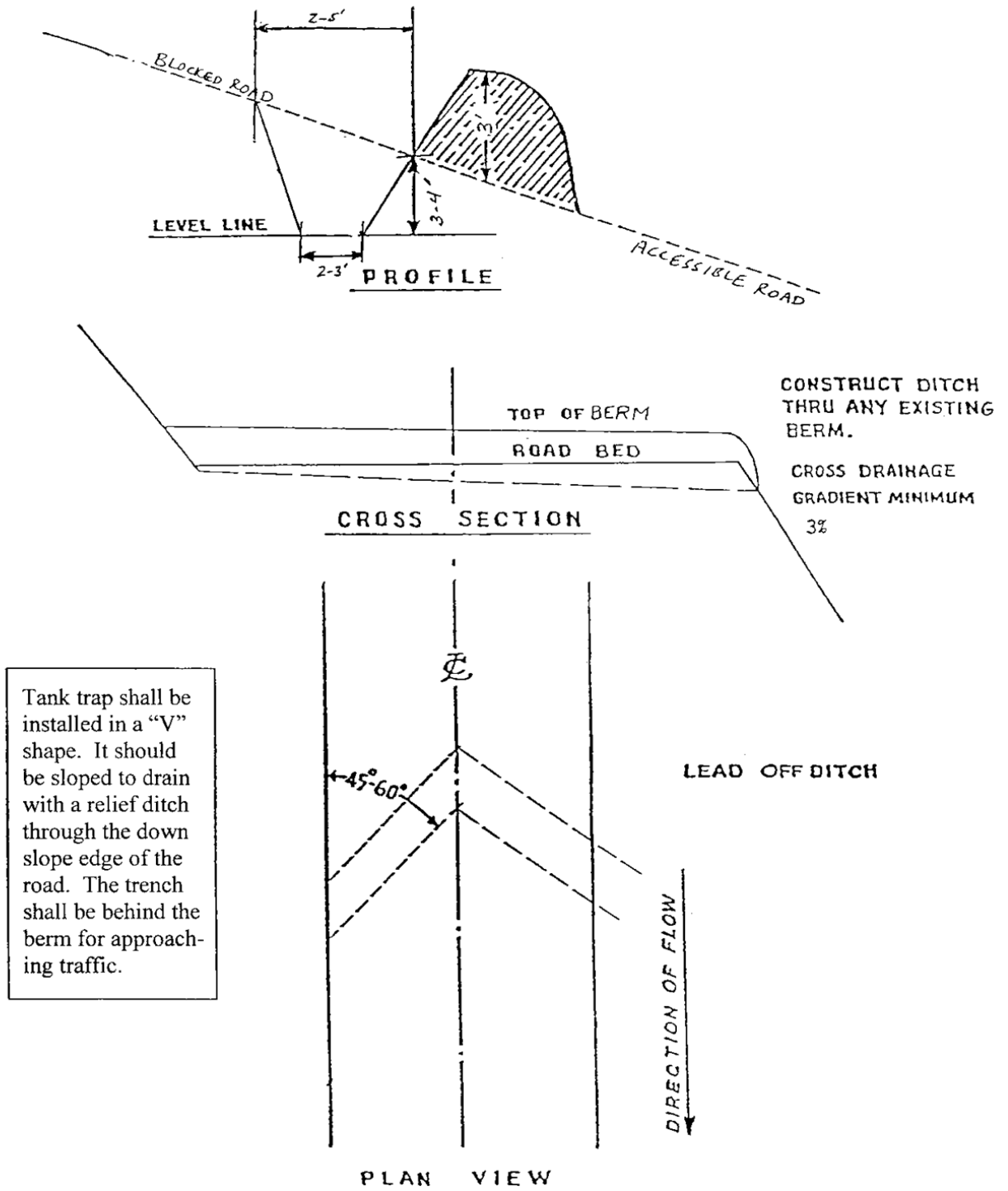
Ditch. Construct "V" shaped ditch 1 foot below subgrade as directed by STATE.

Ditchouts. Construct ditchouts to drain away from subgrade at locations marked in the field or as directed by STATE.



EXHIBIT E

TANK TRAP SPECIFICATIONS

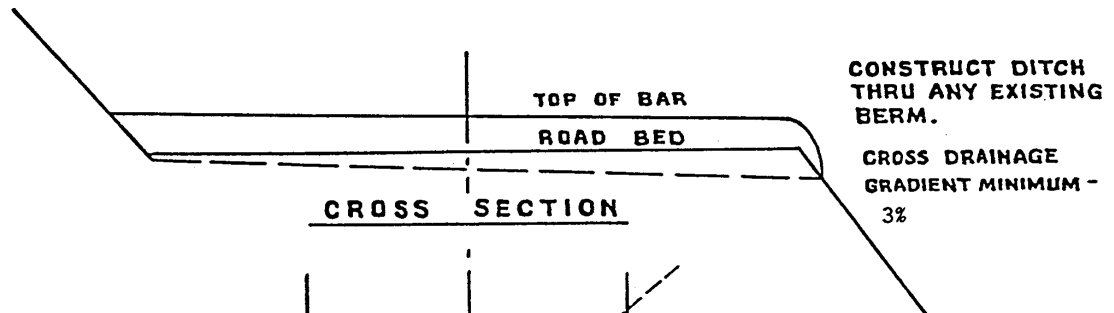
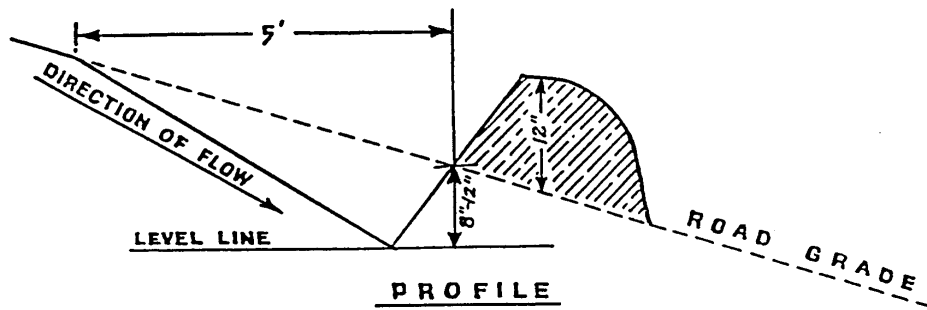


Tank trap shall be installed in a "V" shape. It should be sloped to drain with a relief ditch through the down slope edge of the road. The trench shall be behind the berm for approaching traffic.

TANK TRAP  
SPECIFICATIONS

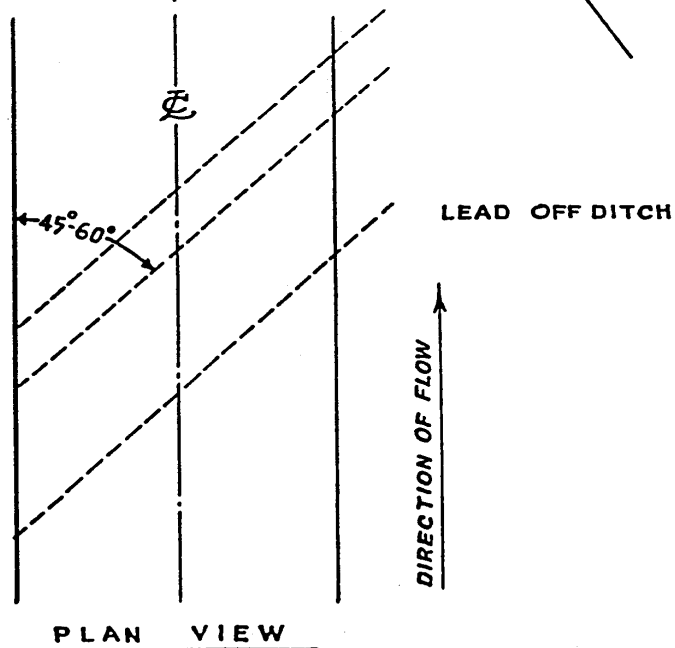
EXHIBIT F

WATERBAR SPECIFICATIONS



SPACING OF WATERBARS

ROAD GRADE	DISTANCE
$\leq 5\%$	400'
6-10%	200'
11-15%	150'
16-20% or greater	100'



WATERBAR SPECIFICATIONS  
FOR CROSS DITCHING #298