



Oregon Department of Forestry

2600 State St Salem OR 97310

PART III: EXHIBITS

EXHIBIT B

TIMBER SALE OPERATIONS PLAN

(See page 2 for instructions)

Date Received by State: _____

(5) State Brand Information (Complete)

(1) Contract Number: FG-341-2024-W01022-01

(2) Sale Name: Sunday Best

(3) Contract Expiration Date: 05/31/2027

(4) Purchaser Name: _____

(6) State Representatives:

<u>Name</u>	<u>Circle One</u>	<u>Phone No.</u>	<u>Cell No.</u>	<u>Alt Phone</u>
	Logging Projects All			
	Logging Projects All			
	Logging Projects All			
	Logging Projects All			

(7) Purchaser Representatives:

<u>Name</u>	<u>Circle One</u>	<u>Phone No.</u>	<u>Cell No.</u>	<u>Alt Phone</u>
	Logging Projects All			
	Logging Projects All			
	Logging Projects All			
	Logging Projects All			
	Logging Projects All			
	Logging Projects All			
	Logging Projects All			

(8) Name of Subcontractors and Start Dates:

<u>Project No.</u>	<u>Subcontractor Name.</u>	<u>Start Date</u>	<u>Completion Date</u>	<u>Cell No.</u>	<u>Alt Phone</u>

	<u>Subcontractor Name.</u>	<u>Start Date</u>	<u>Cell No.</u>	<u>Alt Phone</u>
FELLING				
YARDING				

(9) Comments:

(10) Operations Map: Attach a copy of timber sale Exhibit A or other suitable map which plainly shows the items listed on the instruction sheet.



Oregon Department of Forestry

2600 State St Salem OR 97310

PART III: EXHIBITS

EXHIBIT B

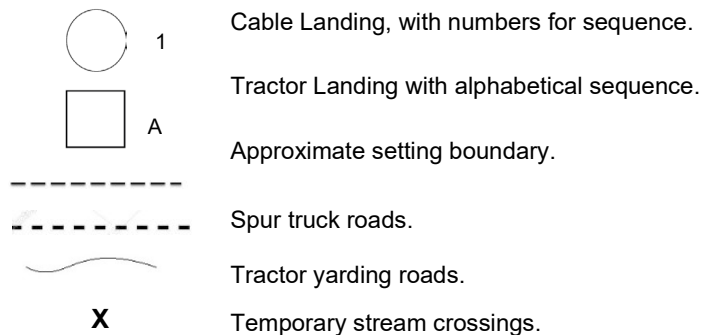
INSTRUCTION SHEET FOR OPERATIONS PLAN

SUBMIT ONE COPY OF PLAN STATE

Operations shall be limited to the work shown in the plan until a revised plan or supplemental plan is submitted covering additional work. Compliance with this plan is not in lieu of compliance with any federal requirements related to the federal Endangered Species Act including without limitation PURCHASER'S independent obligation to avoid take of a T&E species and PURCHASER'S obligation to comply with terms and conditions of any incidental take Permit(s) that include required minimization and mitigation measures in any applicable Habitat Conservation Plan. If STATE has prepared a required Forest Practices Act (FPA) "Written Plan" for operations, PURCHASER shall comply with all provisions of the Written Plan.

Explanation of Item No.(from Page 1)

- (5) All sales require you to use a brand furnished by STATE. If the State brand has not been assigned when the plan is submitted, it will be furnished and assigned later. Complete drawing. If more than one brand is assigned to the sale, complete both drawings.
- (6) The contract requires you to have a designated representative available on the sale area or work location who is authorized to receive in your behalf any notice or instruction given by STATE and to take action in regard to performance under the contract. If logging and project work is widely separated, a representative is required for each.
- (7) The STATE representative will be designated when your plan is approved and is the person who will inspect and issue instructions regarding performance.
- (8) Show names of subcontractors to be used for any or all phases of the operations. If subcontractors are not Known, or are changed later, give notification to the STATE representative prior to commencement of work by subcontractor.
- (9) Show projected dates for commencement of both projects and logging. If projected dates need to be changed at a later date, notification must be given to the STATE representative by supplemental plan or otherwise, prior to commencement of such operations.
- (10) The STATE representative will furnish extra copies of Exhibit A of the contract for your use in preparing the operations map. The map shall use the following legend and show:
 1. Landing locations, approximate setting boundaries, and probable sequence of logging the settings. Number the settings in sequence.
 2. Locations of spur roads planned for construction, other than required by the timber sale contract. Provide spur road specifications
 3. Locations of proposed tractor yarding roads. Show if and how marked on the ground.
 4. Locations of temporary stream crossings.
 5. List the sequence of performing project work.
 6. Location of rock sources - attach pit development plans.





Oregon Department of Forestry

2600 State St Salem OR 97310

PART III: EXHIBITS

EXHIBIT B OPERATIONS PLAN

Completion Timeline

Indicate on the appropriate timeline below, the dates by which you plan to complete the work as required under this contract. The purpose of this section is to develop a plan that will ensure you complete the work as required, and meet the interim completion date(s) and contract expiration date. This plan is incorporated and made a part of the contract. When, in the opinion of STATE, operations are not commencing in a manner that meets the intent of this plan, you may be placed in violation of contract and your operations suspended until an amended plan is submitted and approved by STATE.

Projects

Month/Year Date ____/____	Month/Year Date ____/____	Month/Year Date ____/____	Month/Year Date ____/____	Month/Year Date ____/____

Work Commences	25%	50%	75%	Projects Complete

Harvest & Other Requirements

Month/Year Date ____/____	Month/Year Date ____/____	Month/Year Date ____/____	Month/Year Date ____/____	Month/Year Date ____/____

Work Commences	25%	50%	75%	Sale Complete

The Federal Endangered Species Act (ESA) prohibits a person from taking any federally listed threatened or endangered species. Taking under the federal ESA may include alteration of habitat. STATE's approval of this plan does not certify that PURCHASER's operation under the plan is lawful under the federal ESA or that the plan is consistent with the terms and conditions of any applicable incidental take Permit(s) including any required minimization and mitigation measures proposed in the applicable Habitat Conservation Plan. As provided in the timber sale contract, PURCHASER's must comply with all applicable state, federal, and local laws, including without limitation any Permit(s) issued thereunder.

PURCHASER's compliance with this plan is not in lieu of compliance with any federal requirements related to the federal Endangered Species Act.

APPROVED; Date: _____

SUBMITTED BY:
PURCHASER

STATE OF OREGON - DEPARTMENT OF
FORESTRY

Title _____

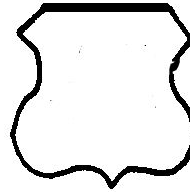
Title _____



Oregon Department of Forestry
EXHIBIT C - PULP SORT
PROCESSING INSTRUCTIONS - LOCATION APPROVAL
BRAND INFORMATION

Forest Grove, NWOA

- (1) ORIGINAL REGISTRATION ☐ Date _____
REVISION NUMBER 000 ☐ Date _____
CANCELLATION ☐ Date _____
- (2) TO: _____
(Approved Pulp Processing Facility)
- (3) FROM: Forest Grove Phone (503) 357-2191
(State Forestry District)
Address: 801 GALES CRK RD
FOREST GROVE, OR 97116-1199
- (4) PURCHASER: _____
- (5) Scaling Bureau (TPSO) Processing Weight receipts: _____
- (9) SALE NAME: Sunday Best
COUNTY: Washington
- (10) STATE CONTRACT NUMBER:
FG-341-2024-W01022-01
- (11) STATE BRAND REGISTRATION NUMBER: _____
- (12) STATE BRAND INFORMATION: _____



Mailing Address: _____
Phone Number: _____

(13) REMARKS:

"Mule Trains"

1. Loads are required to have load tickets for each set of bunks.
2. Truck and pup are to be weighed and processed separately for gross and tare weights.

Operator's Name (Optional inclusion by District): _____

(14) SIGNATURES:

Purchaser or Authorized Representative _____ Date _____

State Forester Representative _____ Date _____

State Forester Representative PRINT NAME _____

(6) STATE Definition of Approved Pulp Sort:

- Top portion of the tree (tops).
- All logs with a diameter (Big End) greater than 8 inches marked with blue paint.

(7) PULP FACILITY PROCESSING INSTRUCTIONS:

- Pulp loads shall be weighed in lieu of scaling.
- One Ton = 2000 lbs (Short Ton).
- Pulp loads shall have a yellow Log Load Receipt attached.
- Gross weight and truck tare weight for each load shall be machine printed on the weight receipt.
- Weigher shall sign the weight receipt.
- Weigher shall record the Log Load Receipt number on the weight receipt.
- Weigher shall attach the Weight receipt to the Log Load Receipt and mail them weekly to the TPSO processing the Weight receipt.

(8) TPSO PROCESSING INSTRUCTIONS

- Submit data files daily (or each day of activity).
- Mail or deliver scale tickets weekly to ODF Headquarters in Salem.

Notify the District within one hour when branding is inadequate for quick identification, the logs are marked with orange paint, the receipts are missing, not correctly or completely filled out, and/or logs do not meet the specifications of the STATE definition of Approved Pulp Sort.

General Distribution: TPSO, Approved Scaling Locations and Purchaser.



**Oregon Department of Forestry
EXHIBIT C - PULP SORT
INSTRUCTIONS FOR EXHIBIT C**

Forest Grove, NWOA

- (1) Check appropriate box. REVISION NUMBER requires comments. CANCELLATION requires logging and hauling to be complete, recall branding hammers.
- (2) Approved Pulp Processing Facility. Write in as written in the Approved Log Delivery Location https://apps.odf.oregon.gov/Divisions/management/asset_management/scalinglocation.asp
- (3) State District office, address and phone.
- (4) Enter Purchaser's business name, address, and phone number as it appears on the Contract.
- (5) Third Party Scaling Organization that will be processing the weight tickets, mailing address, and phone number.

Columbia River Log Scaling & Grading Bureau
P.O.Box 7002, Eugene, OR 97401
Phone: (541) 342-6007 Fax: (541) 342-2631
Email: services@crls.com

Pacific Rim Log Scaling Bureau, Inc.
8288 28th Court North East, Lacey, WA 98516
Phone: (360) 528-8710 Fax: (360) 528-8718
Email: office@prlsb.com

Mountain Western Log Scaling & Grading Bureau
P.O.Box 580, Roseburg, OR 97470
Phone: (541) 673-5571 Fax: (541) 672-6381
Email: info@mwlsqb.com

Yamhill Log Scaling & Grading Bureau
P.O.Box 709, Forest Grove, OR 97116
Phone: (503) 359-4474 Fax: (503) 359-4476
Email: yamhilllog@frontier.com

Northwest Log Scalpers Inc.
6137 NE 63rd St, Vancouver, WA, 98661
Phone: (360) 553-7212 ext. 4 Fax: (360) 553-7213
Email: info@nwlogscalpers.com

- (6) Big end of log is not to exceed 2 inches greater than the minimum removal specifications in the contract. Example: Minimum removal specifications 6 inches and 20 board feet, then the Big end of log not to exceed 8 inches. When conifer and hardwood removal specifications are different, use the smaller removal diameter to determine this specification.
- (9) Enter sale name and county.
- (10) Enter sale Contract number.
- (11) Enter Oregon's State Brand Registry Number **(REQUIRED)**.
- (12) Show brand assigned to timber sale. One brand only, if more than one brand is assigned to the sale: (1) make a separate form for each brand and (2) on each form, explain and show other brand(s) in the Remarks section Item (13).
- (13) Use this section to list any special instructions or the reason for any revisions in section item (1).
- (14) Require purchaser to sign and date completed form in addition to State Forester Representative, sign and print name on the form. Signatures not required on revisions.



Oregon Department of Forestry
EXHIBIT C - SAWMILL GRADE (WESTSIDE SCALE)
SCALING INSTRUCTIONS - LOCATION APPROVAL - BRAND INFORMATION
Forest Grove - NWOA

(1) ORIGINAL REGISTRATION ☐ Date _____
REVISION NUMBER 000 ☐ Date _____
CANCELLATION ☐ Date _____

(2) TO: _____
(Third Party Scaling Organization)

(3) FROM: Forest Grove Phone (503) 357-2191
(State Forestry District)
Address: 801 GALES CRK RD
FOREST GROVE, OR 97116-1199

(4) PURCHASER: _____
Mailing Address: _____
Phone Number: _____

(5) MINIMUM SCALING SPECIFICATIONS	
SPECIES	MINIMUM NET VOLUME
Conifers	10
Hardwoods	10

*Apply minimum volume test to whole logs over 40' Westside

(6) WESTSIDE SCALE: _____
Use Region 6 actual taper rule. Logs over 40'.

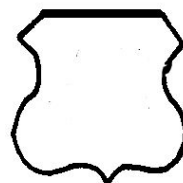
(8) APPROVED SCALING LOCATIONS (as shown on the ODF Approved Locations web-site)	YES NO		Species	Yard	Truck	Weight
	<input type="checkbox"/>	<input checked="" type="checkbox"/>				

(9) SALE NAME: Sunday Best
COUNTY: Washington

(10) STATE CONTRACT NUMBER:
FG-341-2024-W01022-01

(11) STATE BRAND REGISTRATION NUMBER:

(12) STATE BRAND INFORMATION:



(13) PAINT REQUIRED: YES ☒
COLOR: Orange

(14) SPECIAL REQUESTS (Check applicable)	
PEELABLE CULL (all species).....	<input checked="" type="checkbox"/>
NO DEDUCTIONS ALLOWED FOR MECHANICAL DAMAGE	<input checked="" type="checkbox"/>
ADD-BACK VOLUME - Deductions due to delay...	<input checked="" type="checkbox"/>
OTHER :	

(15) REMARKS:
"Mule Trains"
1. Loads are required to have load tickets for each set of bunks.
2. If truck and pup are to be weighed, weigh and process separately for gross and tare weights.

Operator's Name (Optional inclusion by District): _____

(16) SIGNATURES:

Purchaser or Authorized Representative Date

State Forester Representative Date

State Forester Representative PRINT NAME

Notify the District within one hour when branding or painting is inadequate for quick identification, the receipts are missing, not correctly or completely filled out, and/or when logs presented for scaling are impossible to scale accurately.
General Distribution: TPSO, Approved Scaling Locations and Purchaser.



Oregon Department of Forestry
EXHIBIT C - SAWMILL GRADE
INSTRUCTIONS FOR EXHIBIT C
Forest Grove - NWOA

- (1) Check appropriate box. REVISION NUMBER requires comments. CANCELLATION requires logging and hauling to be complete, recall branding hammers.

- (2) Designate Third Party Scaling Organization (TPSO).

Columbia River Log Scaling & Grading Bureau
P.O.Box 7002, Eugene, OR 97401
Phone: (541) 342-6007 Fax: (541) 342-2631
Email: services@crls.com

Mountain Western Log Scaling & Grading Bureau
P.O.Box 580, Roseburg, OR 97470
Phone: (541) 673-5571 Fax: (541) 672-6381
Email: info@mwlsqb.com

Northwest Log Scalpers Inc.
6137 NE 63rd St, Vancouver, WA, 98661
Phone: (360) 553-7212 ext. 4 Fax: (360) 553-7213
Email: info@nwlogscalpers.com

Pacific Rim Log Scaling Bureau, Inc.
8288 28th Court North East, Lacey, WA 98516
Phone: (360) 528-8710 Fax: (360) 528-8718
Email: office@prlsb.com

Yamhill Log Scaling & Grading Bureau
P.O.Box 709, Forest Grove, OR 97116
Phone: (503) 359-4474 Fax: (503) 359-4476
Email: yamhilllog@frontier.com

- (3) State District office, address and phone.
- (4) Enter Purchaser's business name, address, and phone number as it appears on the Contract.
- (5) Minimum Scaling Specifications.
- (6) Westside - Region 6 actual taper segment scale. Check Yes or No. Special Service Rules on file with TPSO. See: Segment Scaling and Grading of Long Logs - All Species - State Forestry Department Scaling Practices (Westside).
- (7) Weight Scale Sample - Check box if sale is to be a Weight Scale Sample. All specifics for handling, scaling and processing will be attached or explained in the Remarks section item (15).
- (8) Show scaling locations only applicable to TPSO. Location name should appear as it does on the ODF Approved Scaling Location web site: https://apps.odf.oregon.gov/Divisions/management/asset_management/scalinglocation.asp Locations with scaling and processing directions specific to their location should be on a separate form. Species should be identified if not capable of receiving "all" species. Check appropriate box for either: yard, truck scale, or weight. Refer to the web site listed above for the locations approval status.
- (9) Enter sale name and county.
- (10) Enter sale Contract number.
- (11) Enter Oregon's State Brand Registry Number **(REQUIRED)**.
- (12) Show brand assigned to timber sale. One brand only. If more than one brand is assigned to the sale: (1) make a separate form for each brand and (2) on each form, explain and show other brand(s) in the Remarks section item (15).
- (13) Check yes for Paint Required and designate "Orange" for color. Non required removal volumes may sometimes require blue paint.
- (14) Special Requests. These are requests that will be applied to ODF timber sales. All boxes applicable to the timber sales designated in the Exhibit C form must be "marked". If "Other" is indicated, it must contain a description and any necessary comments.
- (15) Use this space to designate any weight scale sample instructions or any other explanations to clarify scaling, processing and/or mailing requirements. If additional scaling locations are approved, revise original or current form showing all (old and new) locations. Check REVISION box at top of form and explain under remarks. Route as indicated.
- (16) Require purchaser to sign and date completed form in addition to State Forester Representative, sign and print name on the form. Signatures not required on revisions.

EXHIBIT D

SPECIFICATIONS FOR BRUSH AND SLASH SHOVEL PILING

Description of Work to be Done

Areas designated for work under the contract shall be treated according to the specifications given below:

Clearing - brush, logging Slash, and other debris shall be cleared from planting sites and piled in windrows or piles, so that 80 percent or more of the soil organic layer is exposed. All woody vegetation other than trees is defined as brush in this exhibit. Stumps, however, shall be placed separately, in small clumps for wildlife.

In-Unit Piles - shall be located at least 75 feet apart and shall be no more than 75 feet long. Piles shall be located inside the sale area designated for piling and shall be more than 50 feet from any cutting edge, standing tree, or existing road. Logs that do not meet Section 2045 Log Removal requirements, chunks larger than 12 inches diameter, and stumps shall be left scattered in the Unit for wildlife habitat away from roads and landings.

Pile Construction - all landing piles, and in-unit piles greater than 9 feet by 9 feet by 9 feet, shall have no smaller than a 200 square feet of polyethylene plastic sheeting or enough to cover 50% of the pile. Start the pile with good burnable material such as conifer limbs and chunks, 6 to 8 feet high, add plastic, and complete the pile with Slash on the plastic.

Protective Measures - shall comply with Oregon Forest Practice Rules issued per ORS 527.610 to 527.992. Examples of protective measures are: (1) waterbarring tractor trails where necessary to prevent runoff toward streams; (2) not windrowing in streams or streamways; and (3) leaving Stream Buffers along designated streams.

Work specifications may be modified or waived only upon written notice from STATE.

EXHIBIT D
SPECIFICATIONS FOR BRUSH AND SLASH SHOVEL PILING

Equipment Type, Equipment Operation, and Conduct of Work

The specifications given below are requirements for equipment type, equipment operation, and conduct of work under the contract.

Shovel - shall be a track-mounted machine with a ground-pressure rating of not more than 6.8 PSI and a net horsepower of 85 or more. The machine shall be capable of a minimum horizontal reach of 26 feet and a minimum vertical reach of 16 feet.

- Log Loader – shovel: Grapple with rake attachment shall be a hydraulically controlled, with a 360-degree continuous rotation, and tooth length on rake arm shall be greater than 14 inches long, unless otherwise approved in writing by STATE.

Equipment	Rate	Acres	Appraised Value
Log Loader	\$250 / acre	60	\$15,000

Operator - must be experienced in operating similar equipment on land clearing operations, be able to operate the equipment proficiently, and pile the debris on the area as directed by STATE.

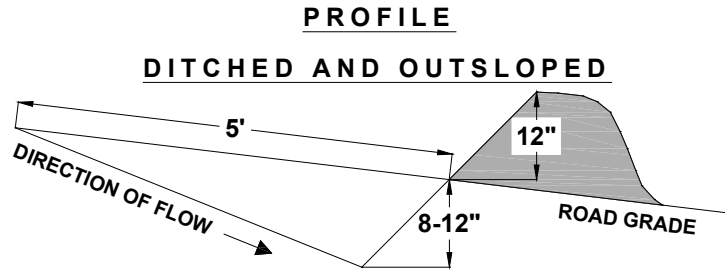
Support - including transport, other equipment, replacements, supplies, maintenance, and repairs shall be furnished as required to complete work; and shall be furnished without cost to STATE, other than as agreed under the contract terms.

Work Scheduling - work shall be accomplished only during dry weather conditions, and started within 14 calendar days after completion of yarding activities on the Timber Sale Area. Operations shall provide for continual operation until contract work is completed, unless interrupted by poor weather, fire closures, or other uncontrollable circumstances. Equipment breakdowns shall be repaired without undue delay, and provision shall be made for replacement of equipment to prevent prolonged delays. Piling operation shall not be allowed when operations might damage sites or affect stream flows. Any exception to these instructions must be authorized in writing by STATE.

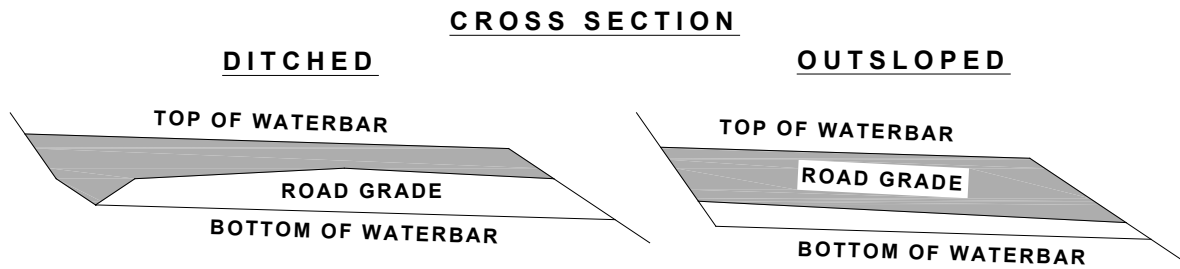
STATE Representative - shall provide directions for the conduct of work according to specifications.

EXHIBIT E

WATERBAR SPECIFICATIONS



SPACING OF WATERBARS	
ROAD GRADE	DISTANCE
< 6 %	400'
6 - 10 %	200'
11 - 15 %	150'
> 15 %	100'



CONSTRUCT DITCHOUT THRU ANY EXISTING BERM.
CROSS DRAINAGE GRADIENT MINIMUM 3%.

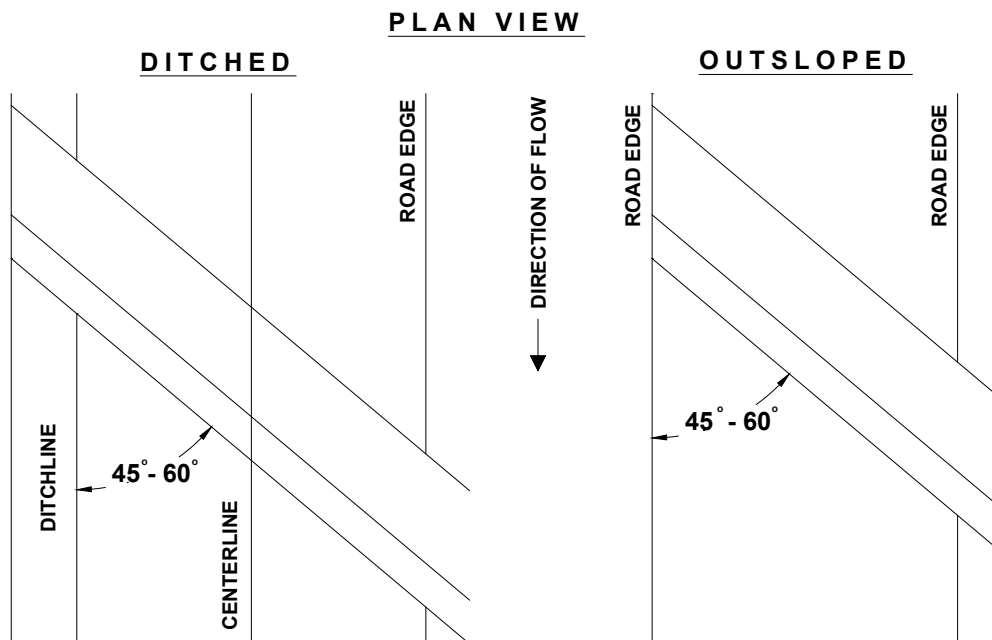


EXHIBIT F

SEEDING AND MULCHING

This work shall consist of preparing seedbeds and furnishing and placing required seed, fertilizer, and straw mulch. Straw mulch shall consist of straw that is free of noxious weeds. Apply seed and fertilizer to all waste areas, and bare soils. Apply straw mulch to all bare soils within 100' of streams of all waste areas.

Seeding Seasons. Seeding shall be performed only from March 1 through June 15 and August 15 through October 31. Seeding materials shall not be applied during windy weather or when the ground is excessively wet or frozen. Areas of disturbed soil shall be seeded by the end of the project period in which work was started. PURCHASER shall notify STATE within 24 hours of seeding and fertilizer application.

APPLICATION METHODS FOR SEED AND FERTILIZER

Dry Method. Mechanical seeders, seed drills, landscape seeders, cultipacker seeders, fertilizer spreaders, or other approved mechanical seeding equipment shall be used to apply the seed and fertilizer in the amounts and mixtures specified. Hand-operated seeding devices may be used when seed and fertilizer are applied in dry form.

APPLICATION RATES FOR SEED AND FERTILIZER

The seed mixture listed below shall be applied at 100 lbs. per acre. The seed mixture shall be comprised of the following:

SPECIES	MIXTURE	PURE LIVE SEED	GERMINATION
Annual Rye	33%	95%	>90%
Orchard Grass	33%	95%	>90%
Perennial Rye	34%	95%	>90%

Fertilizer: Chemical analysis shall be 16-20-0 and shall be applied at the rate of 200 pounds per acre. Fertilizer shall not be applied within 100 feet of streams.

Mulching Period. Straw mulch shall be applied within 24 hours of spreading grass seed and fertilizer.

APPLICATION RATES FOR MULCH

Place straw mulch to a reasonably uniform thickness of 1½ to 2½ inches. This rate requires between 2 and 3 tons of dry mulch per acre.

State Timber Sale Contract
No. FG-341-2024-W01022-01
Sunday Best

PART IV: OTHER INFORMATION
FOREST PRACTICES ACT "WRITTEN Plan"
For Operations within 100 feet of Type F Stream

Timber Sale Area is located in Portions of Sections 7 and 18 of T1S, R5W, W.M., and Portions of Section 1, 12, and 13 of T1S, R6W, W.M., Washington County, Oregon.

Landowner: Oregon Department of Forestry
801 Gales Creek Rd
Forest Grove, OR 97116
(503) 357-2191

Protected Resources:

Sunday Creek

Specific Site Characteristics:

Sunday Creek (Large, Type F) drains southwest along the southern boundary of Unit 1 for approximately 2,000 feet.

Tree and Vegetation Retention:

Vegetation within the buffers consists of red alder, Douglas-fir, and western hemlock. The understory consists of vine maple, salmonberry, devil's club, sword fern, graminoids, and forbs.

Type F streams within the Timber Sale Area are buffered at a minimum of 120 feet horizontal distance.

Resource Protection Practices:

Along all the above-mentioned streams, as well as any other streams, the following practices are required under the timber sale contract, to protect the streams and streamside areas:

- Trees that fall or slide into Type F RMAs shall not be removed without prior approval from STATE.
- Trees adjacent to the stream buffers (RMAs) will be felled away from or parallel to the streams to prevent trees from entering the aquatic areas.
- When cable logging is conducted nearby the RMAs, logging lines may cross, but shall not be lowered into the RMAs during yarding, except during rigging. During rigging, the lines must be pulled out of the RMAs when changing corridors.
- Logs shall be fully suspended when yarding across all stream buffers (RMAs).
- Cable corridors must be at least 100 feet apart where they cross the RMAs.

I, the undersigned, submit this written plan in compliance with the requirements in the Forest Practices Act regarding the operations conducted within 100 feet of Type F and D streams. I agree to the protection measures listed on this plan:

Submitted: _____
Purchaser/Operator Contract Representative

Date: _____

Original: Salem
CC: Operator, Purchaser, District file, Marketing Unit