



Oregon Department of Forestry

2600 State St Salem OR 97310

PART III: EXHIBITS

EXHIBIT B

TIMBER SALE OPERATIONS PLAN

(See page 2 for instructions)

Date Received by State: _____

(5) State Brand Information (Complete)

(1) Contract Number: FG-341-2021-W00473-01

(2) Sale Name: Crazy Train

(3) Contract Expiration Date: 10/31/2023

(4) Purchaser Name: _____

(6) State Representatives:

<u>Name</u>	<u>Circle One</u>	<u>Phone No.</u>	<u>Cell No.</u>	<u>Alt Phone</u>
	Logging Projects All			
	Logging Projects All			
	Logging Projects All			
	Logging Projects All			

(7) Purchaser Representatives:

<u>Name</u>	<u>Circle One</u>	<u>Phone No.</u>	<u>Cell No.</u>	<u>Alt Phone</u>
	Logging Projects All			
	Logging Projects All			
	Logging Projects All			
	Logging Projects All			
	Logging Projects All			
	Logging Projects All			
	Logging Projects All			

(8) Name of Subcontractors and Start Dates:

<u>Project No.</u>	<u>Subcontractor Name.</u>	<u>Start Date</u>	<u>Completion Date</u>	<u>Cell No.</u>	<u>Alt Phone</u>

Subcontractor Name.

Start Date

Cell No.

Alt Phone

(9) Comments:

(10) Operations Map: Attach a copy of timber sale Exhibit A or other suitable map which plainly shows the items listed on the instruction sheet.



Oregon Department of Forestry

2600 State St Salem OR 97310

PART III: EXHIBITS

EXHIBIT B

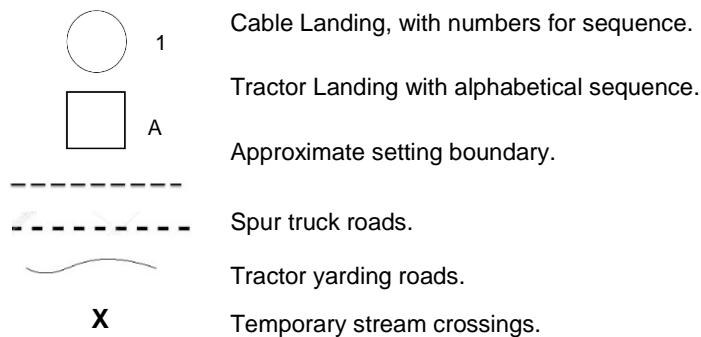
INSTRUCTION SHEET FOR OPERATIONS PLAN

SUBMIT ONE COPY OF PLAN STATE

Operations shall be limited to the work shown in the plan until a revised plan or supplemental plan is submitted covering additional work. Compliance with this plan is not in lieu of compliance with any federal requirements related to the federal Endangered Species Act. If STATE has prepared a required Forest Practices Act (FPA) "Written Plan" for operations, PURCHASER shall comply with all provisions of the Written Plan.

Explanation of Item No.(from Page 1)

- (5) All sales require you to use a brand furnished by STATE. If the State brand has not been assigned when the plan is submitted, it will be furnished and assigned later. Complete drawing. If more than one brand is assigned to the sale, complete both drawings.
- (6) The contract requires you to have a designated representative available on the sale area or work location who is authorized to receive in your behalf any notice or instruction given by STATE and to take action in regard to performance under the contract. If logging and project work is widely separated, a representative is required for each.
- (7) The STATE representative will be designated when your plan is approved and is the person who will inspect and issue instructions regarding performance.
- (8) Show names of subcontractors to be used for any or all phases of the operations. If subcontractors are not Known, or are changed later, give notification to the STATE representative prior to commencement of work by subcontractor.
- (9) Show projected dates for commencement of both projects and logging. If projected dates need to be changed at a later date, notification must be given to the STATE representative by supplemental plan or otherwise, prior to commencement of such operations.
- (10) The STATE representative will furnish extra copies of Exhibit A of the contract for your use in preparing the operations map. The map shall use the following legend and show:
 1. Landing locations, approximate setting boundaries, and probable sequence of logging the settings. Number the settings in sequence.
 2. Locations of spur roads planned for construction, other than required by the timber sale contract. Provide spur road specifications
 3. Locations of proposed tractor yarding roads. Show if and how marked on the ground.
 4. Locations of temporary stream crossings.
 5. List the sequence of performing project work.
 6. Location of rock sources - attach pit development plans.




Oregon Department of Forestry

2600 State St Salem OR 97310

PART III: EXHIBITS

**EXHIBIT B
OPERATIONS PLAN**
Completion Timeline

Indicate on the appropriate timeline below, the dates by which you plan to complete the work as required under this contract. The purpose of this section is to develop a plan that will ensure you complete the work as required, and meet the interim completion date(s) and contract expiration date. This plan is incorporated and made a part of the contract. When, in the opinion of STATE, operations are not commencing in a manner that meets the intent of this plan, you may be placed in violation of contract and your operations suspended until an amended plan is submitted and approved by STATE.

Projects

Month/Year Date ____/____	Month/Year Date ____/____	Month/Year Date ____/____	Month/Year Date ____/____	Month/Year Date ____/____
Work Commences	25%	50%	75%	Projects Complete

Harvest & Other Requirements

Month/Year Date ____/____	Month/Year Date ____/____	Month/Year Date ____/____	Month/Year Date ____/____	Month/Year Date ____/____
Work Commences	25%	50%	75%	Sale Complete

The Federal Endangered Species Act (ESA) prohibits a person from taking any federally listed threatened or endangered species. Taking under the federal ESA may include alteration of habitat. STATE's approval of this plan does not certify that PURCHASER's operation under the plan is lawful under the federal ESA. As provided in the timber sale contract, PURCHASER's must comply with all applicable state, federal, and local laws.

PURCHASER's compliance with this plan is not in lieu of compliance with any federal requirements related to the federal Endangered Species Act.

APPROVED; Date: _____

 SUBMITTED BY:
PURCHASER

 STATE OF OREGON - DEPARTMENT OF
FORESTRY

Title _____

Title _____



Oregon Department of Forestry
EXHIBIT C - SAWMILL GRADE (WESTSIDE SCALE)
SCALING INSTRUCTIONS - LOCATION APPROVAL - BRAND INFORMATION
Forest Grove - NWOA

(1) ORIGINAL REGISTRATION ☐ Date _____
REVISION NUMBER 000 ☐ Date _____
CANCELLATION ☐ Date _____

(2) TO: _____
(Third Party Scaling Organization)

(3) FROM: Forest Grove Phone (503) 357-2191
(State Forestry District)
Address: 801 GALES CRK RD
FOREST GROVE, OR 97116-1199

(4) PURCHASER: _____
Mailing Address: _____
Phone Number: _____

(5) MINIMUM SCALING SPECIFICATIONS	
SPECIES	MINIMUM NET VOLUME
Conifers	10
Hardwoods	10

*Apply minimum volume test to whole logs over 40' Westside

(6) WESTSIDE SCALE:
Use Region 6 actual taper rule. Logs over 40'.

(7) Weight Scale Sample ☐ YES ☒ NO

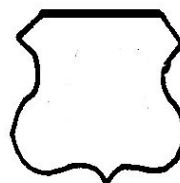
(8) APPROVED SCALING LOCATIONS (as shown on the ODF Approved Locations web-site)	Species	Yard	Truck	Weight

(9) SALE NAME: Crazy Train
COUNTY: Washington

(10) STATE CONTRACT NUMBER:
FG-341-2021-W00473-01

(11) STATE BRAND REGISTRATION NUMBER:

(12) STATE BRAND INFORMATION:



(13) PAINT REQUIRED: YES ☒
COLOR: Orange

(14) SPECIAL REQUESTS (Check applicable)	
PEELABLE CULL (all species).....	<input checked="" type="checkbox"/>
NO DEDUCTIONS ALLOWED FOR MECHANICAL DAMAGE	<input checked="" type="checkbox"/>
ADD-BACK VOLUME - Deductions due to delay...	<input checked="" type="checkbox"/>
OTHER :	

(15) REMARKS:

Operator's Name (Optional inclusion by District): _____

(16)

Purchaser or Authorized Representative Date

State Forester Representative Date

State Forester Representative PRINT NAME

Notify the District within one hour when branding or painting is inadequate for quick identification, the receipts are missing, not correctly or completely filled out, and/or when logs presented for scaling are impossible to scale accurately.
General Distribution: TPSO, Approved Scaling Locations and Purchaser.



Oregon Department of Forestry
EXHIBIT C - SAWMILL GRADE
INSTRUCTIONS FOR EXHIBIT C
Forest Grove - NWOA

- (1) Check appropriate box. REVISION NUMBER requires comments. CANCELLATION requires logging and hauling to be complete, recall branding hammers.

(2)

Columbia River Log Scaling & Grading Bureau
P.O.Box 7002, Eugene, OR 97401
Phone: (541) 342-6007 Fax: (541) 342-2631
Email: services@crls.com

Mountain Western Log Scaling & Grading Bureau
P.O.Box 580, Roseburg, OR 97470
Phone: (541) 673-5571 Fax: (541) 672-6381
Email: info@southernoregonlogscaling.com

Northwest Log Scalpers Inc.
6137 NE 63rd St, Vancouver, WA, 98661
Phone: (360) 553-7212 ext. 4 Fax: (360) 553-7213
Email: info@nwlogscalpers.com

Pacific Rim Log Scaling Bureau, Inc.
8288 28th Court North East, Lacey, WA 98516
Phone: (360) 528-8710 Fax: (360) 528-8718
Email: office@prlsb.com

Yamhill Log Scaling & Grading Bureau
P.O.Box 709, Forest Grove, OR 97116
Phone: (503) 359-4474 Fax: (503) 359-4476
Email: yamhilllog@frontier.com

- (3) State District office, address and phone.
- (4) Enter Purchaser's business name, address, and phone number as it appears on the Contract.
- (5) Minimum Scaling Specifications.
- (6) Westside - Region 6 actual taper segment scale. Check Yes or No. Special Service Rules on file with TPSO. See: Segment Scaling and Grading of Long Logs - All Species - State Forestry Department Scaling Practices (Westside).
- (7) Weight Scale Sample - Check box if sale is to be a Weight Scale Sample. All specifics for handling, scaling and processing will be attached or explained in the Remarks section item (15).
- (8) Show scaling locations only applicable to TPSO. Location name should appear as it does on the ODF Approved Scaling Location web site: https://apps.odf.oregon.gov/Divisions/management/asset_management/scalinglocation.asp Locations with scaling and processing directions specific to their location should be on a separate form. Species should be identified if not capable of receiving "all" species. Check appropriate box for either: yard, truck scale, or weight. Refer to the web site listed above for the locations approval status.
- (9) Enter sale name and county.
- (10) Enter sale Contract number.
- (11) Enter Oregon's State Brand Registry Number (**REQUIRED**).
- (12) Show brand assigned to timber sale. One brand only. If more than one brand is assigned to the sale: (1) make a separate form for each brand and (2) on each form, explain and show other brand(s) in the Remarks section item (15).
- (13) Check yes for Paint Required and designate "Orange" for color. Non required removal volumes may sometimes require blue paint.
- (14) Special Requests. These are requests that will be applied to ODF timber sales. All boxes applicable to the timber sales designated in the Exhibit C form must be "marked". If "Other" is indicated, it must contain a description and any necessary comments.
- (15) Use this space to designate any weight scale sample instructions or any other explanations to clarify scaling, processing and/or mailing requirements. If additional scaling locations are approved, revise original or current form showing all (old and new) locations. Check REVISION box at top of form and explain under remarks. Route as indicated.
- (16) Require purchaser to sign and date completed form in addition to State Forester Representative, sign and print name on the form. Signatures not required on revisions.

EXHIBIT D

SPECIFICATIONS FOR BRUSH AND SLASH SHOVEL PILING

Description of Work to be Done

Areas designated for work under the contract shall be treated according to the specifications given below:

Clearing - brush, logging Slash, and other debris shall be cleared from planting sites and piled in windrows or piles, so that 80 percent or more of the soil organic layer is exposed. All woody vegetation other than trees is defined as brush in this exhibit.

In-Unit Piles - shall be located at least 75 feet apart and shall be no more than 75 feet long. Piles shall be located inside the sale area designated for piling and shall be more than 50 feet from any cutting edge, standing tree, or existing road. Logs that do not meet Section 2045 Log Removal requirements, and chunks larger than 12 inches diameter, and stumps shall be left scattered in the Unit or placed in piles for wildlife habitat away from roads and landings.

Protective Measures - shall comply with Oregon Forest Practice Rules issued per ORS 527.610 to 527.992. Examples of protective measures are: (1) waterbarring tractor trails where necessary to prevent runoff toward streams; (2) not windrowing in streams or streamways; and (3) leaving Stream Buffers along designated streams.

Work specifications may be modified or waived only upon written notice from STATE.

EXHIBIT D

SPECIFICATIONS FOR BRUSH AND SLASH SHOVEL PILING

Equipment Type, Equipment Operation, and Conduct of Work

The specifications given below are requirements for equipment type, equipment operation, and conduct of work under the contract.

Shovel - shall be a track-mounted machine with a ground-pressure rating of not more than 6.8 PSI and a net horsepower of 85 or more. The machine shall be capable of a minimum horizontal reach of 26 feet and a minimum vertical reach of 16 feet.

- Log Loader – shovel: Grapple with rake attachment shall be a hydraulically controlled, with a 360-degree continuous rotation, and tooth length on rake arm shall be greater than 14 inches long, unless otherwise approved in writing by STATE.

Equipment	Rate	Acres	Appraised Value
Log Loader	\$200 / acre	27	\$5,400

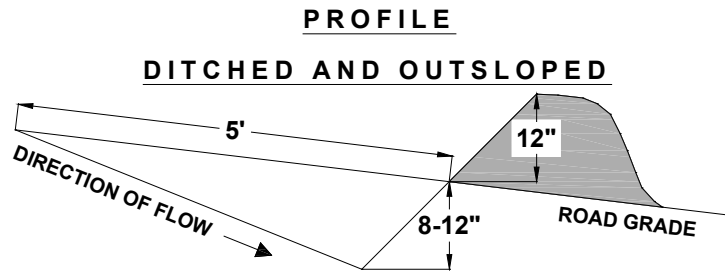
Operator - must be experienced in operating similar equipment on land clearing operations, be able to operate the equipment proficiently, and pile the debris on the area as directed by STATE.

Support - including transport, other equipment, replacements, supplies, maintenance, and repairs shall be furnished as required to complete work; and shall be furnished without cost to STATE, other than as agreed under the contract terms.

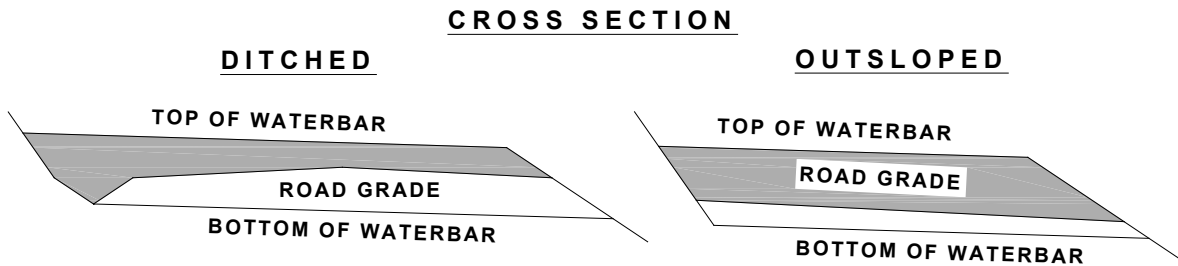
Work Scheduling - work shall be accomplished only during dry weather conditions, and started within 14 calendar days after completion of yarding activities on the Timber Sale Area. Operations shall provide for continual operation until contract work is completed, unless interrupted by poor weather, fire closures, or other uncontrollable circumstances. Equipment breakdowns shall be repaired without undue delay, and provision shall be made for replacement of equipment to prevent prolonged delays. Piling operation shall not be allowed when operations might damage sites or affect stream flows. Any exception to these instructions must be authorized in writing by STATE.

STATE Representative - shall provide directions for the conduct of work according to specifications.

EXHIBIT E WATERBAR SPECIFICATIONS



SPACING OF WATERBARS	
ROAD GRADE	DISTANCE
< 6 %	400'
6 - 10 %	200'
11 - 15 %	150'
> 15 %	100'



CONSTRUCT DITCHOUT THRU ANY EXISTING BERM.
CROSS DRAINAGE GRADIENT MINIMUM 3%.

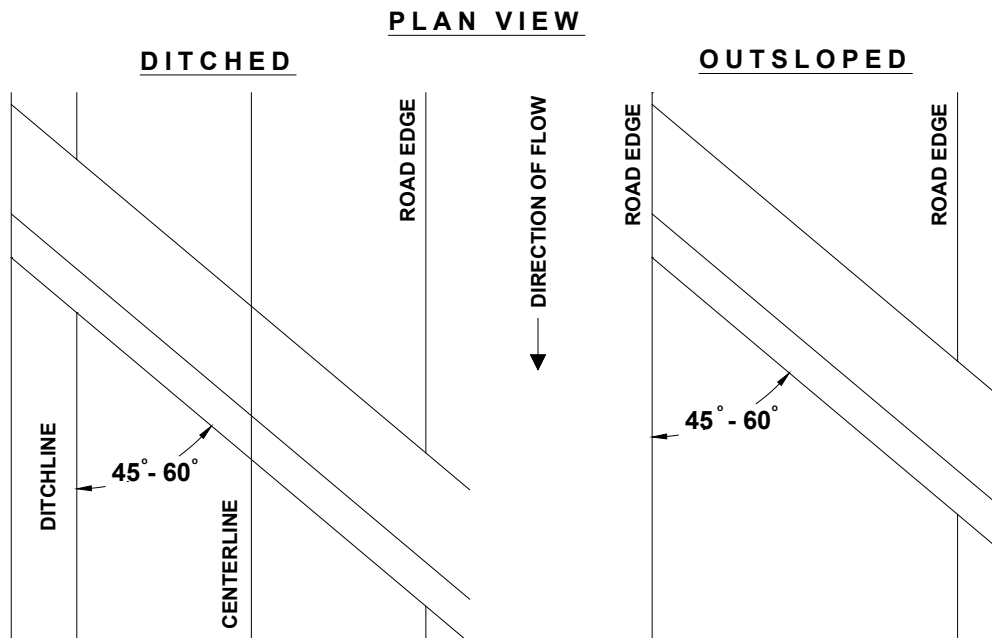


EXHIBIT F

SEEDING AND MULCHING

This work shall consist of preparing seedbeds and furnishing and placing required seed, fertilizer, and straw mulch. Straw mulch shall consist of straw that is free of noxious weeds. Apply seed and fertilizer to all waste areas, and bare soils. Apply straw mulch to all bare soils within 100' of streams of all waste areas.

Seeding Seasons. Seeding shall be performed only from March 1 through June 15 and August 15 through October 31. Seeding materials shall not be applied during windy weather or when the ground is excessively wet or frozen. Areas of disturbed soil shall be seeded by the end of the project period in which work was started. PURCHASER shall notify STATE within 24 hours of seeding and fertilizer application.

APPLICATION METHODS FOR SEED AND FERTILIZER

Dry Method. Mechanical seeders, seed drills, landscape seeders, cultipacker seeders, fertilizer spreaders, or other approved mechanical seeding equipment shall be used to apply the seed and fertilizer in the amounts and mixtures specified. Hand-operated seeding devices may be used when seed and fertilizer are applied in dry form.

APPLICATION RATES FOR SEED AND FERTILIZER

The seed mixture listed below shall be applied at 100 lbs. per acre. The seed mixture shall be comprised of the following:

SPECIES	MIXTURE	PURE LIVE SEED	GERMINATION
Annual Rye	33%	95%	>90%
Orchard Grass	33%	95%	>90%
Perennial Rye	34%	95%	>90%

Fertilizer: Chemical analysis shall be 16-20-0 and shall be applied at the rate of 200 pounds per acre. Fertilizer shall not be applied within 100 feet of streams.

Mulching Period. Straw mulch shall be applied within 24 hours of spreading grass seed and fertilizer.

APPLICATION RATES FOR MULCH

Place straw mulch to a reasonably uniform thickness of 1½ to 2½ inches. This rate requires between 2 and 3 tons of dry mulch per acre.