



# Exhibit A






## BEAST OF BURDEN TIMBER SALE KL-341-2019-W00773-01

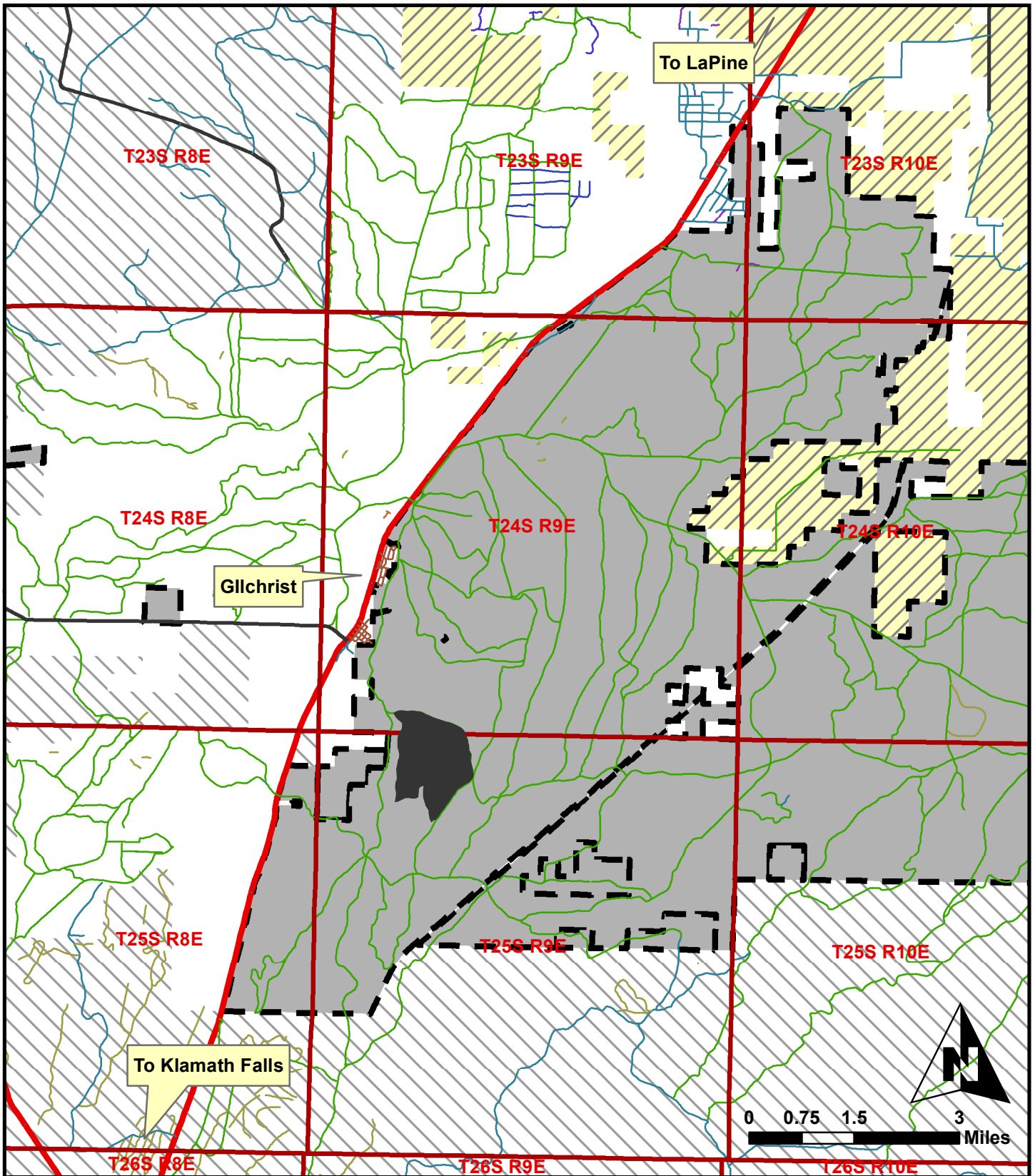
Portions of Sections 32 and 33, T24S, R9E  
 Portions of Sections 4, 5, and 8 T25S R9E  
 W.M., Klamath County, Oregon

**781 Acres**

65 Acres of Optional Entry

Map 1 of 2  
 1:18,000

-  Gilchrist State Forest
-  Beast of Burden
-  Optional Entry Areas
-  Crescent Butte Guzzler
-  Crescent Sainitation District



**Exhibit A**  
**BEAST OF BURDEN TIMBER SALE**  
**KL-341-2019-W00773-01**  
 Vicinity Map  
 781 Acres

1:124,000  
 Map 2 of 2

