

PART III: EXHIBITS

State Timber Sale Contract
No. 341-14-21
Sain Way

EXHIBIT B

Page 1 of 3
629-Form 341-203
Revised 06/97

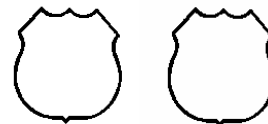
OREGON DEPARTMENT OF FORESTRY

TIMBER SALE OPERATIONS PLAN

(See Page 2 for instructions)

Date Received by STATE: _____

(5) State Brand Information (complete):



(1) Contract No.: 341-14-21

(2) Sale Name: Sain Way

(3) Contract Expiration Date: October 31, 2016

(4) Purchaser: _____

(6) Purchaser Representatives:

Logging: _____

Phone: _____

Cell/Other

Phone: _____

Home: _____

Logging: _____

Phone: _____

Cell/Other

Phone: _____

Home: _____

Logging: _____

Phone: _____

Cell/Other

Phone: _____

Home: _____

Logging: _____

Phone: _____

Cell/Other

Phone: _____

Home: _____

(7) State Representatives:

Logging: _____

Phone: _____

Cell/Other

Phone: _____

Home: _____

(8) Name of Subcontractors & Starting Dates:

Logging: Felling _____

Date: _____

Phone: _____

Yarding: _____

Date: _____

Phone: _____

(9) Comments: _____

(10) Operations Map: Attach a copy of timber sale Exhibit A or other suitable map which plainly shows the items listed on the instruction sheet.

EXHIBIT B

INSTRUCTION SHEET FOR OPERATIONS PLAN

SUBMIT ONE COPY OF PLAN TO STATE

Operations shall be limited to the work shown in the plan until a revised plan or supplemental plan is submitted covering additional work. Compliance with this plan is not in lieu of compliance with any federal requirements related to the federal Endangered Species Act. If STATE has prepared a required Forest Practices Act (FPA) "Written Plan" for operations, PURCHASER shall comply with all provisions of the Written Plan.

Explanation of Item No. (from Page 1)

- (5) All sales require you to use a brand furnished by STATE. If the State brand has not been assigned when the plan is submitted, it will be furnished and assigned later. Complete drawing. If more than one brand is assigned to the sale, complete both drawings.
- (6) The contract requires you to have a designated representative available on the sale area or work location who is authorized to receive in your behalf any notice or instruction given by STATE and to take action in regard to performance under the contract. If logging and project work is widely separated, a representative is required for each.
- (7) The STATE representative will be designated when your plan is approved and is the person who will inspect and issue instructions regarding performance.
- (8) Show names of subcontractors to be used for any or all phases of the operations. If subcontractors are not known, or are changed later, give notification to the STATE representative prior to commencement of work by subcontractor.

Show projected dates for commencement of both projects and logging. If projected dates need to be changed at a later date, notification must be given to the STATE representative by supplemental plan or otherwise, prior to commencement of such operations.

- (10) The STATE representative will furnish extra copies of Exhibit A of the contract for your use in preparing the operations map. The map shall use the following legend and show:
 1. Landing locations, approximate setting boundaries, and probable sequence of logging the settings. Number the settings in sequence.
 2. Locations of spur roads planned for construction, other than those required by the timber sale contract. Provide spur road specifications.
 3. Location of proposed tractor yarding roads. Show if and how marked on the ground.
 4. Location of temporary stream crossings.
 5. List the sequence of performing project work.
 6. Location of rock sources - attach pit development plans.



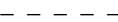



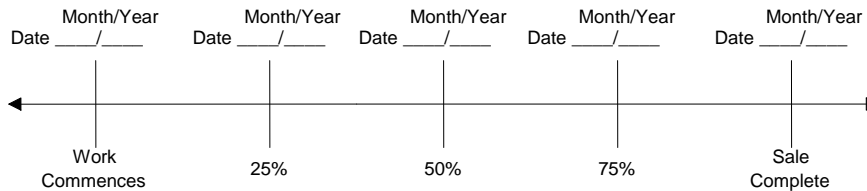
	Cable Landing, with numbers for sequence.
	Tractor Landing with alphabetical sequence.
	Approximate setting boundary.
	Spur truck roads.
	Tractor yarding roads.
	Temporary stream crossings.

EXHIBIT B
OPERATIONS PLAN

Completion Timeline

Indicate on the appropriate timeline below, the dates by which you plan to complete the work as required under this contract. The purpose of this section is to develop a plan that will ensure you complete the work as required, and meet the interim completion date(s) and contract expiration date. This plan is incorporated and made a part of the contract. When, in the opinion of STATE, operations are not commencing in a manner that meets the intent of this plan, you may be placed in violation of contract and your operations suspended until an amended plan is submitted and approved by STATE.

Harvest & Other Requirements



The Federal Endangered Species Act (ESA) prohibits a person from taking any federally listed threatened or endangered species. Taking under the federal ESA may include alteration of habitat. STATE's approval of this plan does not certify that PURCHASER's operation under the plan is lawful under the federal ESA. As provided in the timber sale contract, PURCHASERS must comply with all applicable state, federal, and local laws.

PURCHASER's compliance with this plan is not in lieu of compliance with any federal requirements related to the federal Endangered Species Act.

APPROVED: Date: _____

SUBMITTED BY:
PURCHASER

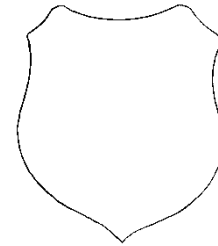
STATE OF OREGON - DEPARTMENT OF FORESTRY

Title _____

Title _____

Original: Salem
cc: District File
Purchaser

SCALING INSTRUCTIONS -- LOCATION APPROVAL -- BRAND INFORMATION



Distribution (See specific instructions on pg. 2): ORIGINAL: Salem / COPIES: TPSO, Approved Scaling Location, Purchaser, District, Mgmt. Unit

EXHIBIT C – SAWMILL GRADE
INSTRUCTIONS FOR FORM 343-307a (rev. 11/11)

- (1) Check appropriate box. REVISION NUMBER requires comments. CANCELLATION requires logging and hauling to be complete, recall branding hammers, date and sign where indicated, write diagonally across page "CANCEL", and send to TPSO.
- (2) Designate Third Party Scaling Organization (TPSO).

Columbia River Log Scaling & Grading Bureau
P.O. Box 7002, Eugene, OR 97401
Phone: (541) 342-6007 Fax: (541) 342-2631
Email: services@crsls.com

Pacific Rim Log Scaling Bureau, Inc.
8288 28th Court North East, Lacey, WA 98516
Phone: (360) 528-8710 Fax: (360) 528-8718
Email: office@prlsb.com

Mountain Western Log Scaling & Grading Bureau
P.O. Box 580, Roseburg, OR 97470
Phone: (541) 673-5571 Fax: (541) 672-6381
Email: info@solsqb.com

Yamhill Log Scaling & Grading Bureau
P.O. Box 709, Forest Grove, OR 97116
Phone: (503) 359-4474 Fax: (503) 359-4476
Email: yamhill@attglobal.net

Northwest Log Scalpers, Inc.
5526 NE 122nd Ave, Portland, OR 97230
Phone: (503) 254-0600 Fax: (503) 408-0919
Email: info@nwlogscalpers.com

Pacific Log Scaling & Grading Bureau, Inc.
P.O. Box 23939, Portland, OR 97281
Phone: (503) 684-5599 Fax: (503) 639-4880
Email: PacLogScale@aol.com

- (3) State District office, address and phone.
- (4) Enter Purchaser's business name, address, and phone number as it appears on the Contract.
- (5) Minimum Scaling Specifications.
- (6) Westside – Region 6 actual taper segment scale. Check Yes or No. Special Service Rules on file with TPSO. See: Segment Scaling and Grading of Long Logs -- All Species -- State Forestry Department Scaling Practices (Westside).
- (7) Weight Scale Sample – Check box if sale is to be a Weight Scale Sample. All specifics for handling, scaling and processing will be attached or explained in the Remarks section Item (15).
- (8) Show scaling locations only applicable to TPSO. Location name should appear as it does on the ODF Approved Scaling Location web site: http://www.odf.state.or.us/DIVISIONS/management/asset_management/ScalingLocation.asp Locations with scaling and processing directions specific to their location should be on a separate form. Species should be identified if not capable of receiving "all" species. Check appropriate box for either: yard, truck scale, or weight. Refer to the web site listed above for the locations approval status.
- (9) Enter sale name and county.
- (10) Enter sale Contract number.
- (11) Enter Oregon's State Brand Registry Number **(REQUIRED)**.
- (12) Show brand assigned to timber sale. One brand only. If more than one brand is assigned to the sale: (1) make a separate form for each brand and (2) on each form, explain and show other brand(s) in the Remarks section Item (15).
- (13) Check yes for Paint Required and designate "Orange" for color. Non required removal volumes may sometimes require blue paint.
- (14) Special Requests. These are requests that will be applied to ODF timber sales. All boxes applicable to the timber sales designated in the Exhibit C form must be "marked". If "Other" is indicated, it must contain a description and any necessary comments.
- (15) Use this space to designate any weight conversion factors, per load volumes, weight scale sample instructions or any other explanations to clarify scaling, processing and/or mailing requirements. If additional scaling locations are approved, revise original or current form showing all (old and new) locations. Check REVISION box at top of form and explain under remarks. Route as indicated.
- (16) Require purchaser to sign and date completed form in addition to State Forester Representative, sign and print name on the form.

Salem Distribution Instructions: Original will be mailed to Salem after it is electronically scanned and placed in the Salem transfer drive \\WPODFILL01\Transfer\ScalingInstructions or e-mailed directly to scaling@odf.state.or.us. Scaling instructions for each brand should be scanned separately, for each approved TPSO.

EXHIBIT C – PULP SORT

PROCESSING INSTRUCTIONS -- LOCATION APPROVAL -- BRAND INFORMATION

(1) ORIGINAL REGISTRATION ☐ Date _____
REVISION NUMBER _____ ☐ Date _____
CANCELLATION ☐ Date _____

(2) TO: _____
(Approved Pulp Processing Facility)

(3) FROM: Forest Grove (05) Phone 503-357-2191
(State Forestry District)
Address: 801 Gales Creek Road
Forest Grove, OR 97116

(4) PURCHASER: _____

(5) Scaling Bureau (TPSO) Processing Weight receipts:

Mailing Address: _____

Phone Number: _____

(6) **STATE Definition of Approved Pulp Sort:**

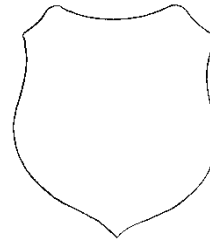
- Top portion of the tree (tops).
- All logs with a diameter (Big End) greater than 8 inches marked with blue paint.

(9) SALE NAME: Sain Way
COUNTY: Washington

(10) STATE CONTRACT NUMBER: 341-14-21

(11) STATE BRAND REGISTRATION NUMBER _____

(12) STATE BRAND INFORMATION: (COMPLETE BELOW)



(13) REMARKS: _____

Operator's Name (Optional inclusion by District): _____

(7) **PULP FACILITY PROCESSING INSTRUCTIONS:**

- Pulp loads shall be weighed in lieu of scaling.
- One Ton = 2000 lbs (Short Ton).
- Pulp loads shall have a yellow Log Load Receipt attached.
- Gross weight and truck tare weight for each load shall be machine printed on the weight receipt.
- Weigher shall sign the weight receipt.
- Weigher shall record the Log Load Receipt number on the weight receipt.
- Weigher shall attach the Weight receipt to the Log Load Receipt and mail them weekly to the TPSO processing the Weight receipt.

(8) **TPSO PROCESSING INSTRUCTIONS**

- Mail to ODF weekly.
- Convert to mbf using 10 tons per mbf.

(14) SIGNATURES:

Purchaser or Authorized Representative Date

State Forester Representative Date

State Forester Representative PRINT NAME

Notify the District within one hour when branding is inadequate for quick identification, the logs are marked with orange paint, the receipts are missing, not correctly or completely filled out, and/or logs do not meet the specifications of the STATE definition of Approved Pulp Sort.

Distribution: ORIGINAL: Salem / COPIES: TPSO, Approved Pulp Processing Location, Purchaser, District, Mgmt. Unit

EXHIBIT C – PULP SORT
INSTRUCTIONS FOR FORM 343-307b (rev. 11/11)

- (1) **Must Complete.** Check appropriate box. REVISION NUMBER requires comments in the Remarks Section (13). CANCELLATION requires logging and hauling to be complete, recall branding hammers, date and sign where indicated, write diagonally across page "CANCEL", and send to TPSO.
- (2) **Must Complete.** Approved Pulp Processing Facility. Write in as written in the Approved Log Delivery Location http://www.odf.state.or.us/DIVISIONS/management/asset_management/ScalingLocation.asp
- (3) **Must Complete.** State Forestry District and District Phone Number.
- (4) **Must Complete.** Purchaser's business name as it appears on the Contract.
- (5) **Must Complete.** Third Party Scaling Organization that will be processing the weight tickets, mailing address, and phone number.

Columbia River Log Scaling & Grading Bureau
P.O. Box 7002, Eugene, OR 97401
Phone: (541) 342-6007 Fax: (541) 342-2631
Email: services@crls.com

Pacific Rim Log Scaling Bureau, Inc.
8288 28th Court North East, Lacey, WA 98516
Phone: (360) 528-8710 Fax: (360) 528-8718
Email: office@prlsb.com

Mountain Western Log Scaling & Grading Bureau
P.O. Box 580, Roseburg, OR 97470
Phone: (541) 673-5571 Fax: (541) 672-6381
Email: info@solsgb.com

Yamhill Log Scaling & Grading Bureau
P.O. Box 709, Forest Grove, OR 97116
Phone: (503) 359-4474 Fax: (503) 359-4476
Email: yamhill@attglobal.net

Northwest Log Scalers, Inc.
5526 NE 122nd Ave, Portland, OR 97230
Phone: (503) 254-0600 Fax: (503) 408-0919
Email: info@nwlogscalers.com

Pacific Log Scaling & Grading Bureau, Inc.
P.O. Box 23939, Portland, OR 97281
Phone: (503) 684-5599 Fax: (503) 639-4880
Email: PacLogScale@aol.com

- (6) **Must Complete.** Big end log not to exceed ____ inches. Big end of log is not to exceed 2 inches greater than the minimum removal specifications in the contract. Example: Minimum removal specifications 6 inches and 20 board feet, then the Big end of log not to exceed 8 inches. When conifer and hardwood removal specifications are different, use the smaller removal diameter to determine this specification.
- (9) **Must Complete.** Enter sale name and county. If more than one county write in all the counties that the sale is located in.
- (10) **Must Complete.** Enter sale Contract number.
- (11) **Must Complete.** Enter Oregon's State Brand Registry Number **(REQUIRED)**.
- (12) **Must Complete.** Show brand assigned to timber sale. One brand only. If more than one brand is assigned to the sale: (1) make a separate form for each brand and (2) on each form, explain and show other brand(s) in the Remarks section Item (13).
- (13) Use this section to list any special instructions or the reason for any revisions in section item (1).
- (14) **Must Complete.** Purchaser required to sign and date completed form in addition to State Forester Representative, sign and print name on the form.

Salem Distribution Instructions: Original will be mailed to Salem after it is electronically scanned and placed in the Salem transfer drive \\WPODFFILL01\Transfer\ScalingInstructions or e-mailed directly to scaling@odf.state.or.us. Scaling instructions for each brand should be scanned separately, for each approved TPSO.

EXHIBIT D

SPECIFICATIONS FOR BRUSH AND SLASH TREATMENT

Operation Area: The Timber Sale Area shown on Exhibit A

Equipment Type, Equipment Operation, and Conduct of Work

Equipment- shall be a track-mounted machine with a ground-pressure rating of not more than 6.8 PSI and a net horsepower of 85 or more. The machine shall be capable of a minimum horizontal reach of 26 feet and a minimum vertical reach of 16 feet.

The bucket shall be of a hydraulically controlled "clamshell" style equipped with rake teeth and capable of 360-degree continuous rotation. The tooth length on the rake teeth shall be at least 14 inches unless otherwise approved in writing by STATE.

Operator - must be experienced in operating similar equipment on land clearing operations, be able to operate the equipment proficiently, and pile the debris on the area as directed by STATE.

Support - including transport, other equipment, replacements, supplies, maintenance, and repairs shall be furnished as required to complete work; and shall be furnished without cost to STATE, other than as agreed under the contract terms.

Work Scheduling

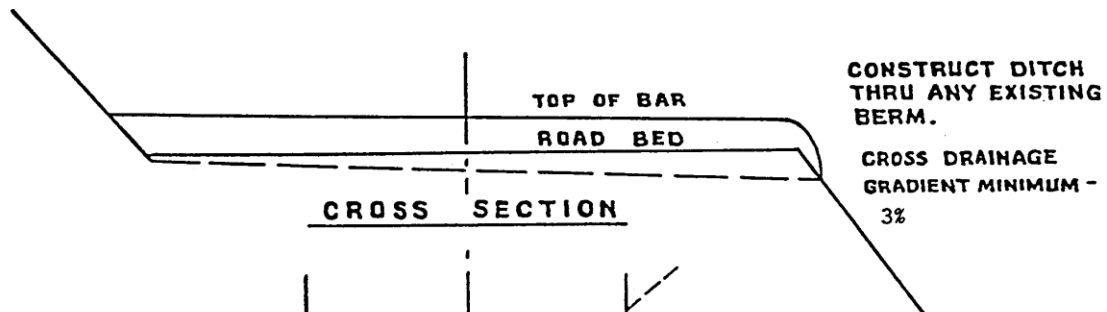
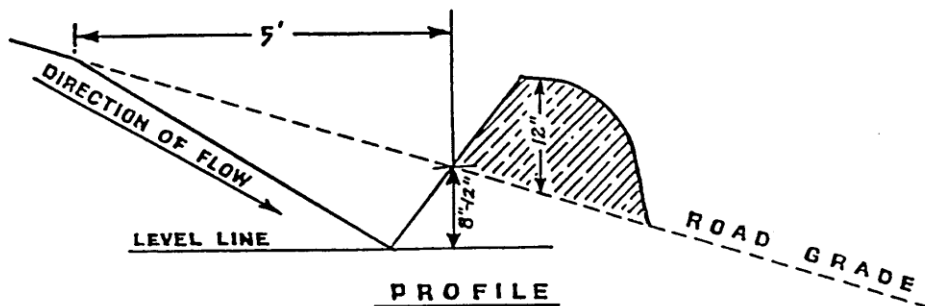
Work shall not begin until PURCHASER has arranged to have the equipment operators meet with STATE to review the requirements specified in Section 2365, "Progressive Operations", Section 2560, "Slash Disposal", and this Exhibit. Once begun, operations shall be continuous until contract work is completed, unless interrupted by poor weather, fire closures, or other uncontrollable circumstances. Equipment breakdowns shall be repaired without undue delay, and provision shall be made for replacement of equipment to prevent prolonged delays. Brush and slash treatment operation shall be accomplished only during dry weather conditions and shall not be allowed when operations might damage sites or affect stream flows. Any exception to these instructions must be authorized in writing by STATE.

Description of Work to be Done

Move brush and/or woody slash to create openings as planting spots in the slash and brush. Planting spots shall be a minimum of 1 foot by 1 foot in size and shall be on a 10 foot spacing. Care shall be taken to avoid creating a depression in the soil of the planting spot. Spacing may be varied to accommodate stumps, large woody material, rocky areas, etc., but 435 planting spots per acre are still required.

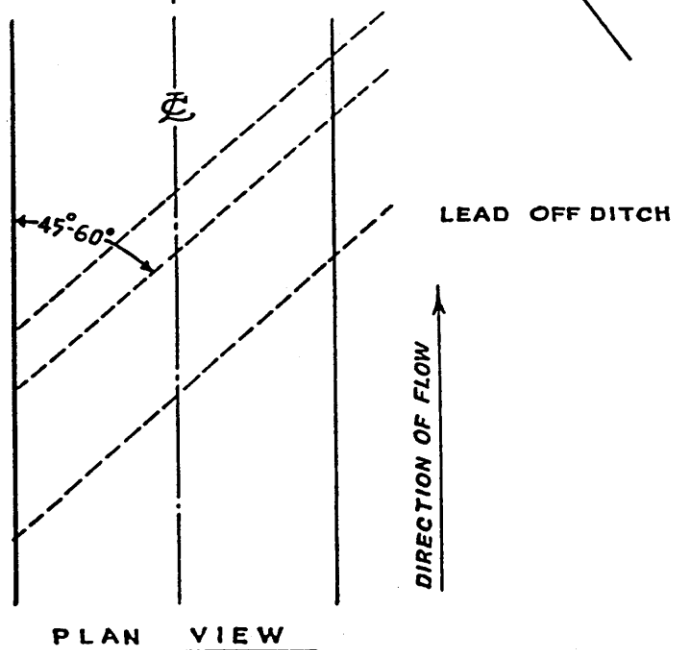
Piling should be avoided but may be done only as needed to create the required planting spots. If piling is necessary, piles should not exceed 10 feet in width or length. Each pile whose length and width dimensions exceed 10 feet shall be covered with 100 square feet of polyethylene plastic sheeting. The plastic sheeting shall be no more than 4 mil gauge. Additional woody debris shall be piled on top of the plastic sheeting to complete the piling, as directed by STATE. PURCHASER shall supply the materials used for covering the piles. Work specifications may be modified or waived only upon written notice from STATE.

EXHIBIT E
WATERBAR SPECIFICATIONS



SPACING OF WATERBARS

ROAD GRADE	DISTANCE
≤ 5%	400'
6-10%	200'
11-15%	150'
16-20% or greater	100'



WATERBAR SPECIFICATIONS
FOR CROSS DITCHING #298

PART IV: OTHER INFORMATION

State Timber Sale Contract
No. 341-14-21
Sain Way

NOTICE OF TRANSFER OF STATE TIMBER

Instructions

629:-Form-301-010

Complete Section 1. Mark the box which applies to you/your company in Section 2. Complete Section 3 and obtain signatures.

SECTION 1

On _____, state timber sale purchaser (Transferor)
_____, sold, exchanged or otherwise transferred to
_____, (Transferee) state timber originating from State
Timber Sale Contract No. _____.

Transferee hereby certifies that they:

- (a) Will not export the unprocessed state timber which is the subject of this transaction;
- (b) Will not sell, transfer, exchange or otherwise convey the unprocessed timber which is the subject of this transaction to any other person without first obtaining a like certification from that person; and
- (c) Are not prohibited by OAR's 629-31-005 through 045 from purchasing state timber or logs directly from the State Forester, or this is a sale of Western Red Cedar for domestic processing.

SECTION 2

- ☐ Have not exported unprocessed timber originating from private lands in Oregon in the last 24 months.
- ☐ This is a sale of hardwood logs for domestic processing.
- ☐ This is a sale of Western Red Cedar for domestic processing.
- ☐ This is a sale of pulp logs or cull logs processed at domestic pulp mills, domestic chip plants or other domestic operations for the purpose of conversion of the logs into chips.

SECTION 3

The parties understand that falsely entering into this certification, or failure to comply with the terms of this certification is a violation of the Forest Conservation and Shortage Relief Act of 1990 and OAR Chapter 629, Division 31, and is subject to any and all penalties contained therein.

Transferor:

Transferee:

Signed

Signed

Title

Title

Dated

Dated

[Note: For the purpose of this form, the definition of unprocessed timber is the same as in OAR 629-31-005]

Mail To: State Forester
2600 State Street
Salem, OR 97310