

PART III: EXHIBITS

State Timber Sale Contract
No. 341-11-62
Dead Bird Spur

EXHIBIT B

Page 1 of 3
629-Form 341-203
Revised 06/97

OREGON DEPARTMENT OF FORESTRY

TIMBER SALE OPERATIONS PLAN

(See Page 2 for instructions)

Date Received by STATE: _____

(5) State Brand Information (complete):



(1) Contract No.: 341-11-62

(2) Sale Name: Dead Bird Spur

(3) Contract Expiration Date: October 31, 2013

Project Completion Dates: _____

(4) Purchaser: _____

(6) Purchaser Representatives:

Projects: _____

Phone: _____

Cell/Other

Phone: _____

Home: _____

Projects: _____

Phone: _____

Cell/Other

Phone: _____

Home: _____

Projects: _____

Phone: _____

Cell/Other

Phone: _____

Home: _____

Projects: _____

Phone: _____

Cell/Other

Phone: _____

Home: _____

Logging: _____

Phone: _____

Cell/Other

Phone: _____

Home: _____

Logging: _____

Phone: _____

Cell/Other

Phone: _____

Home: _____

Logging: _____

Phone: _____

Cell/Other

Phone: _____

Home: _____

Logging: _____

Phone: _____

Cell/Other

Phone: _____

Home: _____

(7) State Representatives:

Projects: _____

Phone: _____

Cell/Other

Phone: _____

Home: _____

Logging: _____

Phone: _____

Cell/Other

Phone: _____

Home: _____

(8) Name of Subcontractors & Starting Dates:

Projects: No(s) _____ - _____

Date: _____

Phone: _____

No(s) _____ - _____

Date: _____

Phone: _____

No(s) _____ - _____

Date: _____

Phone: _____

No(s) _____ - _____

Date: _____

Phone: _____

Logging: Felling _____

Date: _____

Phone: _____

Yarding: _____

Date: _____

Phone: _____

(9) Comments: _____

(10) Operations Map: Attach a copy of timber sale Exhibit A or other suitable map which plainly shows the items listed on the instruction sheet.

EXHIBIT B

INSTRUCTION SHEET FOR OPERATIONS PLAN

SUBMIT ONE COPY OF PLAN TO STATE

Operations shall be limited to the work shown in the plan until a revised plan or supplemental plan is submitted covering additional work. Compliance with this plan is not in lieu of compliance with any federal requirements related to the federal Endangered Species Act. If STATE has prepared a required Forest Practices Act (FPA) "Written Plan" for operations, PURCHASER shall comply with all provisions of the Written Plan.

Explanation of Item No. (from Page 1)

- (5) All sales require you to use a brand furnished by STATE. If the State brand has not been assigned when the plan is submitted, it will be furnished and assigned later. Complete drawing. If more than one brand is assigned to the sale, complete both drawings.
- (6) The contract requires you to have a designated representative available on the sale area or work location who is authorized to receive in your behalf any notice or instruction given by STATE and to take action in regard to performance under the contract. If logging and project work is widely separated, a representative is required for each.
- (7) The STATE representative will be designated when your plan is approved and is the person who will inspect and issue instructions regarding performance.
- (8) Show names of subcontractors to be used for any or all phases of the operations. If subcontractors are not known, or are changed later, give notification to the STATE representative prior to commencement of work by subcontractor.

Show projected dates for commencement of both projects and logging. If projected dates need to be changed at a later date, notification must be given to the STATE representative by supplemental plan or otherwise, prior to commencement of such operations.

- (10) The STATE representative will furnish extra copies of Exhibit A of the contract for your use in preparing the operations map. The map shall use the following legend and show:
 1. Landing locations, approximate setting boundaries, and probable sequence of logging the settings. Number the settings in sequence.
 2. Locations of spur roads planned for construction, other than those required by the timber sale contract. Provide spur road specifications.
 3. Location of proposed tractor yarding roads. Show if and how marked on the ground.
 4. Location of temporary stream crossings.
 5. List the sequence of performing project work.
 6. Location of rock sources - attach pit development plans.



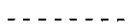
Cable Landing, with numbers for sequence.



Tractor Landing with alphabetical sequence.



Approximate setting boundary.



Spur truck roads.



Tractor yarding roads.



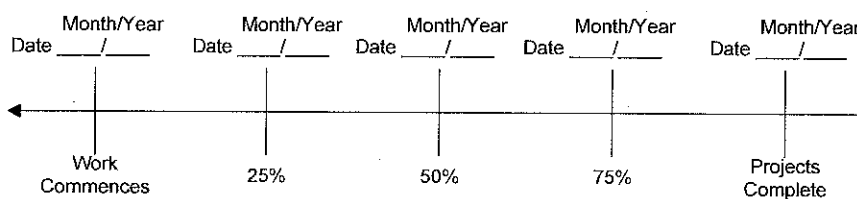
Temporary stream crossings.

EXHIBIT B
OPERATIONS PLAN

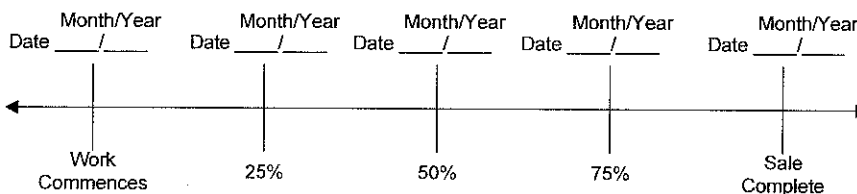
Completion Timeline

Indicate on the appropriate timeline below, the dates by which you plan to complete the work as required under this contract. The purpose of this section is to develop a plan that will ensure you complete the work as required, and meet the interim completion date(s) and contract expiration date. This plan is incorporated and made a part of the contract. When, in the opinion of STATE, operations are not commencing in a manner that meets the intent of this plan, you may be placed in violation of contract and your operations suspended until an amended plan is submitted and approved by STATE.

Projects



Harvest & Other Requirements



The Federal Endangered Species Act (ESA) prohibits a person from taking any federally listed threatened or endangered species. Taking under the federal ESA may include alteration of habitat. STATE's approval of this plan does not certify that PURCHASER's operation under the plan is lawful under the federal ESA. As provided in the timber sale contract, PURCHASERS must comply with all applicable state, federal, and local laws.

PURCHASER's compliance with this plan is not in lieu of compliance with any federal requirements related to the federal Endangered Species Act.

APPROVED: Date: _____

SUBMITTED BY:
PURCHASER

STATE OF OREGON - DEPARTMENT OF FORESTRY

Title _____

Title _____

Original: Salem
cc: District File
Purchaser

EXHIBIT C

SCALING INSTRUCTIONS -- LOCATION APPROVAL -- BRAND INFORMATION

(1) ORIGINAL REGISTRATION ☐ Date _____
REVISION NUMBER _____ ☐ Date _____
CANCELLATION ☐ Date _____

(2) TO: _____
(Third Party Scaling Organization)

(3) FROM: Forest Grove (05) Phone (503-359-2191
(State Forestry District)
Address 801 Gales Creek Road
Forest Grove, Oregon 97116

(4) PURCHASER: _____
Mailing Address: _____
Phone Number: _____


(13) SALE NAME: Dead Bird Spur

COUNTY: Tillamook

(14) STATE CONTRACT NUMBER: 341-11-62

(15) STATE BRAND REGISTRATION NUMBER _____

(16) STATE BRAND INFORMATION (COMPLETE):



(5) MINIMUM SCALING SPECIFICATIONS			CLASS		
SPECIES	SCALING DIAMETER INCHES	*NET SCALE VOLUME	PER MBF	** SUM	SUB
Conifers		10	x		
Hardwoods		10	x		

* Apply minimum volume test to whole logs over 40' Westside; 20' Eastside.
** Sum (if indicated): see instructions and explain in Item (19).

(6) WESTSIDE SCALE: YES NO
Use Region 6 actual taper rule. Logs over 40'. ☒ ☐

(7) EASTSIDE SCALE: YES NO
Use Region 6 actual taper rule. Logs over 40'. ☐ ☒

(8) Weight Scale Sample YES NO
(6) - (8), pink log load receipts ☐ ☒

(9) Weight Sale YES NO
☐ ☒

(10) Per Load YES NO
(9) and (10), yellow log load receipts ☐ ☒

(11) APPROVED SCALING LOCATIONS (as shown on the ODF Approved Locations web-site)	Species	Yard	Truck	Weight

(17) PAINT REQUIRED: YES ☒
COLOR: Orange

(18) SPECIAL REQUESTS (Check applicable)
PEELABLE CULL (all species) <input checked="" type="checkbox"/>
NO DEDUCTIONS ALLOWED FOR MECHANICAL DAMAGE <input checked="" type="checkbox"/>
PENCIL BUCK..... <input type="checkbox"/>
ADD-BACK VOLUME - Deductions due to delay <input checked="" type="checkbox"/>
OTHER: _____

(19) REMARKS _____

Operator's Name (Optional inclusion by District): _____

(20) SIGNATURES:

Purchaser or Authorized Representative _____ Date _____

State Forester Representative _____ Date _____

State Forester Representative PRINT NAME _____

(12) NOTICE OF CANCELLATION OF BRAND:
Effective Date: _____

Notify the District within one hour when branding or painting is inadequate for quick identification, the receipts are missing, not correctly or completely filled out, and/or when logs presented for scaling are impossible to scale accurately.

EXHIBIT C— SAWMILL GRADE
INSTRUCTIONS FOR FORM 343-307 (rev. 01/09)

- (1) Check appropriate box. REVISION NUMBER requires comments. CANCELLATION requires Item (12). Complete date.
- (2) Designate Third Party Scaling Organization (TPSO).
- (3) State District office, address and phone.
- (4) Enter Purchaser's business name, address, and phone number as it appears on the Contract.
- (5) Minimum Scaling Specifications. Review Section 2040 or 2045, "Log Removal," of the Contract. Species, or combined species can be separate entries. Information serves as a basis for scaling (see also Items (16) thru (18)), and is required to show existence on the sale. **SUM** (lump sum material). **SUB** (sub-merchantable material). SUB, as used by the State, references that material containing at least 10 bf (net) but less than the lower merchantable net volume limit or grade requirements for other merchantable (Per MBF) entries. Per MBF, SUM, and SUB must be indicated by checking the appropriate column. Species with the same specifications and value are combined into one entry. Per MBF and SUB require scaling therefore complete specifications. SUM need not be scaled, hence no specifications. Loads containing only SUM are to be ticketed if so instructed in Item (19). Mixed loads of SUM, Per MBF and/or subspecies will always be scaled.
- (6) Westside – Region 6 actual taper segment scale. Check Yes or No. Special Service Rules on file with TPSO. See: Segment Scaling and Grading of Long Logs – All Species – State Forestry Department Scaling Practices (Westside).
- (7) Eastside – Region 6 actual taper/taper table segment scale. Special Service Rules on file with TPSO. See: Segment Scaling and Grading of Long Logs – All Species – State Forestry Department Scaling Practices (Northwest Log Rules Eastside). Items with * follow U.S. Forest Service Eastside rules.
- (8) Weight Scale Sample – Check box if sale is to be a Weight Scale Sample. All specifics for handling, scaling and processing will be attached or explained in the Remarks section Item (19).
- (9) Weight Sale – Check box if sale is to be sold as a weight sale. Processing procedures from approved locations to TPSO's will be explained in the Remarks section of Item (19).
- (10) Per Load – Check box if volumes on sale are per load. Specific instructions for handling and processing will be fully explained in the Remarks section of Item (19).
- (11) Show scaling locations only applicable to TPSO. Location name should appear as it does on the ODF Approved Scaling Location web site: http://www.odf.state.or.us/DIVISIONS/management/asset_management/ScalingLocation.asp Locations with scaling and processing directions specific to their location should be on a separate form. Species should be identified if not capable of receiving "all" species. Check appropriate box for either: yard, truck scale, or weight. Refer to the web site listed above for the locations approval status.
- (12) When logging and hauling is complete, recall branding hammers, date and sign where indicated, check CANCELLATION box in Item (1), and send to TPSO.
- (13) Enter sale name and county.
- (14) Enter sale Contract number.
- (15) Enter Oregon's State Brand Registry Number **(REQUIRED)**.
- (16) Show brand assigned to timber sale. One brand only. If more than one brand is assigned to the sale: (1) make separate form for each brand and (2) on each form, explain and show other brand(s) in the Remarks section Item (19).
- (17) Check yes for Paint Required and designate "Orange" for color. Non required removal volumes may sometimes require blue paint.
- (18) Special Requests. These are requests that will be applied to ODF timber sales. All boxes applicable to the timber sales designated in the Exhibit C form must be "marked". If "Other" is indicated, it must contain a description and any necessary comments.
- (19) Use this space to designate any weight conversion factors, per load volumes, weight scale sample instructions or any other explanations to clarify scaling, processing and/or mailing requirements. If additional scaling locations are approved, revise original or current form showing all (old and new) locations. Check REVISION box at top of form and explain under remarks. Route as indicated.
- (20) Require purchaser to sign and date completed form in addition to State Forester Representative, sign and print name on the form.

Salem Distribution Instructions: Original will be mailed to Salem after it is electronically scanned and e-mailed directly to the State Forests Program/Asset Management Unit to both Timber Revenue Specialists. Scaling instructions for each brand should be scanned separately, for each approved TPSO.

EXHIBIT D

SPECIFICATIONS FOR BRUSH AND SLASH TREATMENT

Operation Area: Area 1 shown on Exhibit A

Equipment Type, Equipment Operation, and Conduct of Work

Equipment- shall be a track-mounted machine with a ground-pressure rating of not more than 6.8 PSI and a net horsepower of 85 or more. The machine shall be capable of a minimum horizontal reach of 26 feet and a minimum vertical reach of 16 feet

The bucket shall be of a hydraulically controlled "clamshell" style equipped with rake teeth and capable of 360-degree continuous rotation. The tooth length on the rake teeth shall be at least 14 inches unless otherwise approved in writing by STATE

Operator - must be experienced in operating similar equipment on land clearing operations, be able to operate the equipment proficiently, and pile the debris on the area as directed by STATE.

Support - including transport, other equipment, replacements, supplies, maintenance, and repairs shall be furnished as required to complete work; and shall be furnished without cost to STATE, other than as agreed under the contract terms.

Work Scheduling - work shall be accomplished only during dry weather conditions, and shall not begin until PURCHASER has arranged to have the equipment operators who will work in the Timber Sale Area meet with STATE to review the requirements specified in Sections 2365, 2560 and this Exhibit. Once begun, operations shall be continuous until contract work is completed, unless interrupted by poor weather, fire closures, or other uncontrollable circumstances. Equipment breakdowns shall be repaired without undue delay, and provision shall be made for replacement of equipment to prevent prolonged delays. Brush and slash treatment operation shall not be allowed when operations might damage sites or affect stream flows. Any exception to these instructions must be authorized in writing by STATE.

Description of Work to be Done

Planting Spot Development. Move brush and/or woody slash to create openings as planting spots in the slash and brush. Planting spots shall be a minimum of 1 foot by 1 foot in size and shall be on a 10 foot spacing. Care shall be taken to avoid creating a depression in the soil of the planting spot. Spacing may be varied to accommodate stumps, large woody material, rocky areas, etc., but 435 planting spots per acre are still required.

Piles – If piling is necessary to create the required planting spots, no pile shall exceed 10 feet in width or length or 4 feet in height. Work specifications may be modified or waived only upon written notice from STATE.

EXHIBIT E

SEEDING AND MULCHING

This work shall consist of preparing seedbeds and furnishing and placing required seed, fertilizer, and straw mulch. Straw mulch shall consist of straw that is free of noxious weeds. Apply seed, fertilizer, and straw mulch to all waste areas, and bare soils resulting from construction of non project roads and landings.

Seeding Seasons. Seeding shall be performed only from March 1 through June 15 and August 15 through October 31. Seeding materials shall not be applied during windy weather or when the ground is excessively wet or frozen. Areas of disturbed soil shall be seeded by the end of the project period in which work was started.

APPLICATION METHODS FOR SEED AND FERTILIZER

Dry Method. Mechanical seeders, seed drills, landscape seeders, cultipacker seeders, fertilizer spreaders, or other approved mechanical seeding equipment shall be used to apply the seed and fertilizer in the amounts and mixtures specified. Hand-operated seeding devices may be used when seed and fertilizer are applied in dry form.

APPLICATION RATES FOR SEED AND FERTILIZER

The seed mixture listed below shall be applied at 100 lbs. per acre. The seed mixture shall be comprised of the following:

SPECIES	MIXTURE	PURE LIVE SEED	GERMINATION
Annual Rye	26%	95%	>90%
Orchard Grass	25%	95%	>90%
New Zealand White Clover	17%	95%	>90%
Perennial Rye	15%	95%	>90%
Birdsfoot Trifol	07%	95%	>90%
Red Clover	06%	95%	>90%
Alsike Clover	04%	95%	>90%

Fertilizer: Chemical analysis shall be 16-20-0 and shall be applied at the rate of 200 pounds per acre. Fertilizer shall not be applied within 100 feet of streams.

Mulching Period. Straw mulch shall be applied within 24 hours of spreading grass seed and fertilizer.

APPLICATION RATES FOR MULCH

Place straw mulch to a reasonably uniform thickness of 1½ to 2½ inches. This rate requires between 2 and 3 tons of dry mulch per acre.

PART IV: OTHER INFORMATION

State Timber Sale Contract
No. 341-11-62
Dead Bird Spur

NOTICE OF TRANSFER OF STATE TIMBER

Instructions

629:-Form-301-010

Complete Section 1. Mark the box which applies to you/your company in Section 2. Complete Section 3 and obtain signatures.

SECTION 1

On _____, state timber sale purchaser (Transferor)
_____, sold, exchanged or otherwise transferred to
_____, (Transferee) state timber originating from State
Timber Sale Contract No. _____.

Transferee hereby certifies that they:

- (a) Will not export the unprocessed state timber which is the subject of this transaction;
- (b) Will not sell, transfer, exchange or otherwise convey the unprocessed timber which is the subject of this transaction to any other person without first obtaining a like certification from that person.
- (c) Are not prohibited by OAR's 629-31-005 through 045 from purchasing state timber or logs directly from the State Forester, or this is a sale of Western Red Cedar for domestic processing.

SECTION 2

- ☐ Have not exported unprocessed timber originating from private lands in Oregon in the last 24 months.
- ☐ This is a sale of hardwood logs for domestic processing.
- ☐ This is a sale of Western Red Cedar for domestic processing.
- ☐ This is a sale of pulp logs or cull logs processed at domestic pulp mills, domestic chip plants or other domestic operations for the purpose of conversion of the logs into chips.

SECTION 3

The parties understand that falsely entering into this certification, or failure to comply with the terms of this certification is a violation of the Forest Conservation and Shortage Relief Act of 1990 and OAR Chapter 629, Division 31, and is subject to any and all penalties contained therein.

Transferor:

Transferee:

Signed _____

Signed _____

Title _____

Title _____

Dated _____

Dated _____

[Note: For the purpose of this form, the definition of unprocessed timber is the same as in OAR 629-31-005]

Mail To: State Forester
2600 State Street
Salem, OR 97310