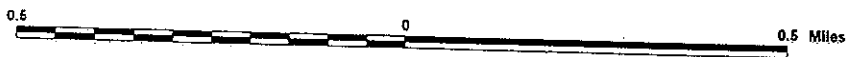


EXHIBIT "A"

OF TIMBER SALE CONTRACT NO. 341-08-54
SICK PUPPY

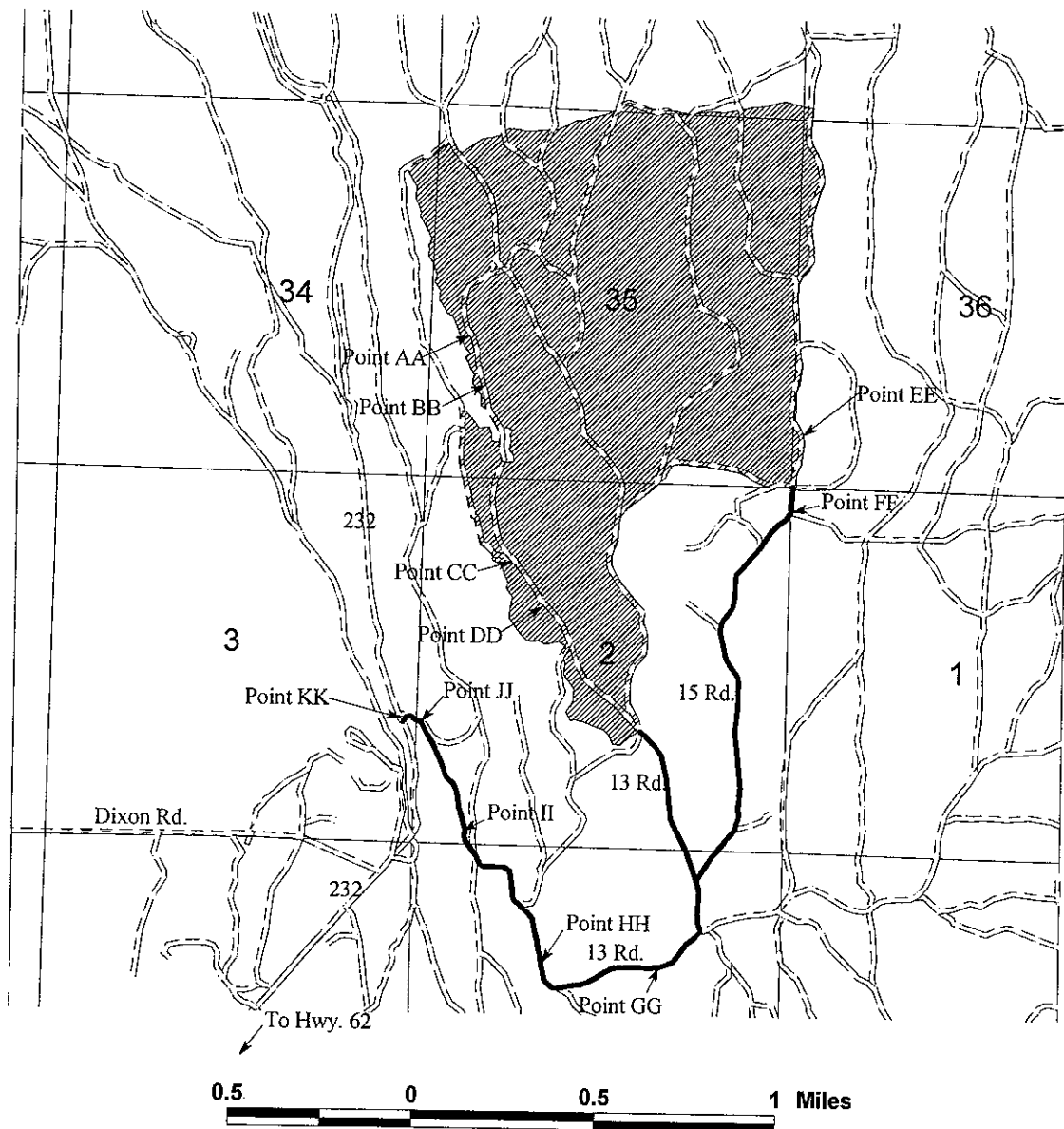
PORTIONS OF SECTIONS 26,34,35,&36 T32S, R7 1/2E
PORTION OF SECTION 2, T33S, R7 1/2E, W.M.
KLAMATH COUNTY, OREGON
732 ACRES



Scale 1:15840 1 Inch = 1320 Feet

LEGEND	
	Section Line
	Unsurfaced Road
	Unsurfaced Road (Improvement Required)
	Unsurfaced Road (Construction Required)
	Timber Sale Boundary (Posted)
	Exclusion Area
	Land Survey Monument

R. 7 1/2 E.



Scale 1:31680
1 Inch = 2640 Feet

LEGEND





-  Haul Road
-  Unsurfaced Road
-  Timber Sale Area
-  Section Line

EXHIBIT "A"

VICINITY MAP
 OF TIMBER SALE CONTRACT NO. 341-08-54
 SICK PUPPY
 PORTIONS OF SECTIONS 26,34,35,&36 T32S, R7 1/2E
 PORTION OF SECTION 2, T33S, R7 1/2E, W.M.
 KLAMATH COUNTY, OREGON
 732 ACRES