

EXHIBIT "B"
FOREST ROAD SPECIFICATIONS

SUBGRADE WIDTH	POINT TO POINT	DRAINAGE
12 feet	F to G	Shape to Drain
12 feet	A to B	Shape to Drain
12 feet	B to C	Shape to Drain
12 feet	C to D	Shape to Drain
12 feet	D to E	Shape to Drain
12 feet	E to C	Shape to Drain

CLEARING. This work shall consist of clearing, removing, and disposing of all trees, snags, down timber, brush, surface objects, and protruding obstructions within the clearing limits.

Where clearing limits have not been staked, the clearing limits shall extend 10 feet back of the top of the cutslope and 5 feet out from the toe of the fill slope, or as directed by STATE. Clearing debris shall not be placed or permitted to remain in or under any road embankment sections. Clearing debris shall not be left lodged against standing trees.

All danger trees, leaners, and snags outside the clearing limits which could fall and hit the road shall be felled.

GRUBBING. This work shall consist of the removal or digging out of stumps and protruding objects.

All stumps shall be completely removed within the clearing limits of required grubbing. Stumps overhanging cutslopes shall be removed. Grubbing debris shall not be placed or permitted to remain in or under any road embankment sections. Grubbing debris shall not be left lodged against standing trees. Grubbing classifications are as follows:

New construction - From the top of the cutslope to the toe of the fill.

Improvements and reconstructions - 4 feet back from the shoulder of the subgrade or ditch, whichever is widest, or as marked in the field.

CLEARING AND GRUBBING DISPOSAL. Scatter through openings in the timber outside of the cleared right-of-way.

EXHIBIT "B"

ROAD IMPROVEMENT INSTRUCTIONS

Drainage Ditches

Maintain existing ditches within the timber sale area by removing rock, soil, wood, and other materials.

These ditches shall be "V" shaped, approximately 2 feet wide, with a depth of approximately 1 foot below the subgrade.

Backslopes shall not be undercut by removal operations.

Suitable material removed from the drainage ditch shall be blended into the existing road surface.

Woody debris and rock in excess of 1 foot in length and 3 inches in diameter shall be removed from the ditches and placed outside the roadway. Concentrations of any size material which may block ditches or culverts shall also be removed.

Lead-Off Ditches

Construct and/or improve lead-off ditches as designated in the field.

Lead-off ditches shall be shaped to drain away from the road profile.

Blade and Shape Existing Road Surface. The existing road surface, including shoulders and turnouts, shall be bladed and shaped to produce a surface which is uniform, consistent to grade, and crowned to a specification of 3/8 inch to 1/2 inch per foot of width.

Outslope surface where a ditch is not applicable, as directed by STATE.

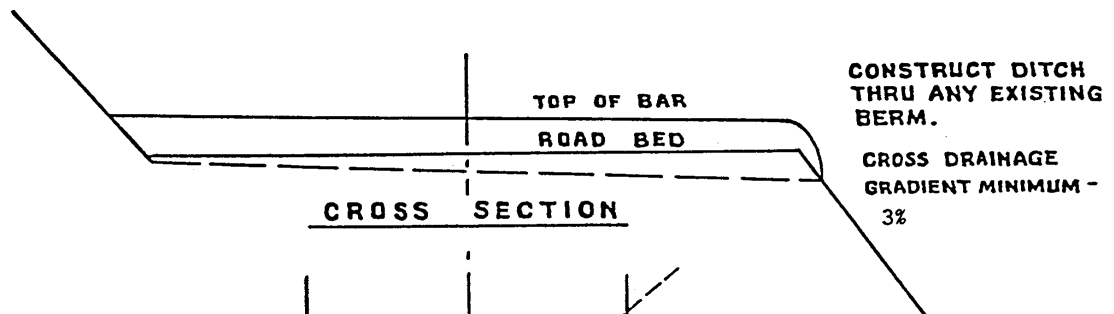
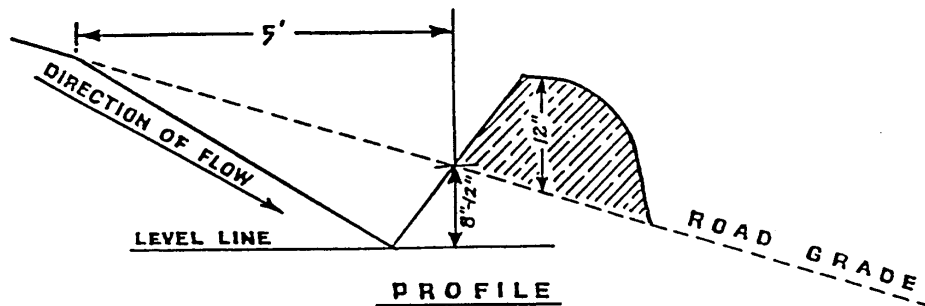
Surfacing material shall be thoroughly loosened to a depth of potholes or corrugations.

PURCHASER shall apply water during blading when sufficient soil moisture is not present to prevent segregation.

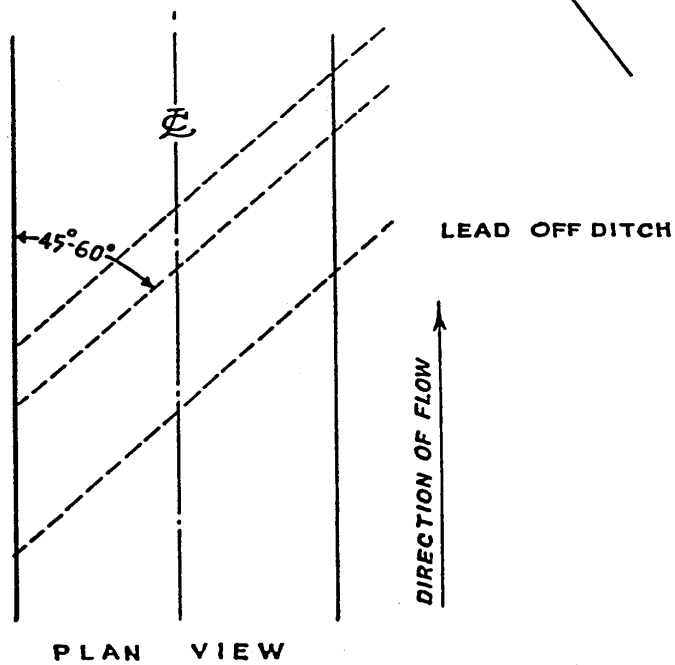
PURCHASER shall retain the surfacing on the roadbed and provide a thorough mixing of materials within the completed surface width.

EXHIBIT "C"

WATERBAR SPECIFICATIONS



SPACING OF WATERBARS	
ROAD GRADE	DISTANCE
$\leq 5\%$	As directed by STATE
6-10%	As directed by STATE
11-15%	As directed by STATE
16-20% or greater	As directed by STATE



WATERBAR SPECIFICATIONS
 FOR CROSS DITCHING #298


EXHIBIT "D"
OREGON DEPARTMENT OF FORESTRY

SCALING INSTRUCTIONS -- LOCATION APPROVAL -- BRAND INFORMATION

- (1) ORIGINAL REGISTRATION ☐ Date _____
 REVISION NUMBER _____ ☐ Date _____
 CANCELLATION ☐ Date _____
- (2) TO: _____
 (Third Party Scaling Organization)
- (3) FROM: Klamath-Lake Phone (541) 883-5681
 (State Forestry District)
 Address 3200 DeLap Road, Klamath Falls, Oregon
97601
- (4) PURCHASER: _____
 Address _____

- (12) SALE NAME Haywire
 COUNTY Klamath
- (13) STATE CONTRACT NUMBER 341-04-92
- (14) SCALE: westside ☐ eastside ☒ cubic foot ☐
- (15) STATE BRAND REGISTRATION NUMBER _____
- (16) BUREAU BRAND CODE NUMBER _____
- (17) STATE BRAND INFORMATION:

(COMPLETE) →



(5) MINIMUM SCALING SPECIFICATIONS			CLASS		
SPECIES	SCALING DIAMETER INCHES	*NET SCALE VOLUME	PER MBF	** SUM	SUB
Conifers	6.0	20	X		
Conifers	Less than 6"	Less than 20			X

* Apply minimum volume test to whole logs over 40' Westside; 20' Eastside.
 ** Sum (if indicated): see instructions and explain in Item (20).

- (6) WESTSIDE SCALE: YES ☐ NO ☒
 Actual taper all logs over 40' scaling length
- (7) EASTSIDE SCALE: YES ☒ NO ☐
 *Actual taper butt logs over 40' scaling length
- (8) PENCIL BUCK YES ☒ NO ☐
 back to Minimum Scaling Diameter of 6.0"
- (9) ADD-BACK VOLUME -- YES ☒ NO ☐
 Deductions due to delay

- (18) PAINT REQUIRED: YES ☒
 COLOR Orange

(19) SPECIAL SCALES
PEELABLE CULL (all species)
UTILITY/PULP (all species)
NO DEDUCTIONS ALLOWED FOR MECHANICAL DAMAGE
OTHER: _____
OTHER: _____

(10) APPROVED SCALING LOCATIONS	Species	Yard	Truck

- (20) REMARKS: A taper rule of 1 inch in diameter for
every 4 feet in length shall be used for pencil bucking on
truck scale.

Operator's Name (Optional inclusion by District): _____

- (21) SIGNATURES:

Purchaser or Authorized Representative _____ Date _____

State Forester Representative _____ Date _____

- (11) NOTICE OF CANCELLATION OF BRAND:
 Effective Date: _____

State Forester's Representative _____

EXHIBIT "D"

INSTRUCTIONS FOR FORM 343-307 (rev. 5/01)

- (1) Check appropriate box. REVISION NUMBER requires comments. CANCELLATION requires Item (21). Complete date.
- (2) Designate Third Party Scaling Organization (TPSO). Send 4 copies to TPSO, 1 to purchaser, 1 to Salem, and keep such copies as to district needs.
- (3) State District office, address and phone.
- (4) Enter Purchaser's business name and address as it appears on the contract.
- (5) Minimum Scaling Specifications. Review Section 45, "Log Removal," of the contract. Species, or combined species can be separate entries. Information serves as a basis for scaling (see also Items (13) thru (17)), and is required to show existence on the sale. **PerM** (per mbf). **SUM** (lump sum material). **SUB** (submerchantable material). SUB, as used by the State, references that material containing at least 10 bf (net) but less than the lower merchantable net volume limit or grade requirements for other merchantable (PerM) entries. PerM, SUM, and SUB must be indicated by checking the appropriate column. Species with the same specifications and value are combined into one entry. PerM and SUB require scaling therefore complete specifications. SUM need not be scaled, hence no specifications. Loads containing only SUM are to be ticketed if so instructed in Item (19). Mixed loads of SUM, PERM and/or SUB species will always be scaled.
- (6) Westside -- actual taper segment scale. Check Yes or No. Special Service Rules on file with TPSO. See: Segment Scaling and Grading of Long Logs -- All Species -- State Forestry Department Scaling Practices (Westside).
- (7) Eastside -- actual taper/taper table segment scale. Special Service Rules on file with TPSO. See: Segment Scaling and Grading of Long Logs -- All Species -- State Forestry Department Scaling Practices (Eastside). Items with * follow U.S. Forest Service Eastside rules.
- (8) Pencil Buck. Check NO if a westside sale, optional for eastside sales.
- (9) Add-Back Volume. Add-Back is normally checked YES. Scaler records deductions (sap rot, weather checks, etc.) caused by an abnormal delay in removal. Enter separately on scale ticket. TPSO provides State with summaries that include this as a net volume by species. Salvage sales and certain other circumstances may require that "NO" be checked.
- (10) Show scaling locations only applicable to TPSO. Not necessary to list markets. If all species are scaled at same location, enter "ALL."
- (11) When logging is complete, recall branding hammers, date and sign where indicated, check CANCELLATION box at top of form, and send to TPSO.
- (12) Enter sale name and county.
- (13) Enter sale contract number.
- (14) Check Westside or Eastside log scale. Cubic foot refers to Northwest Log Rules Cubic Foot Scale.
- (15) Oregon Forest Products Brand Registry Number (optional).
- (16) DO NOT USE -- TPSO will fill in when applicable.
- (17) Show one brand only. Complete drawing. If more than one brand is assigned to the sale, (1) make separate form for each brand, and (2) on each form, explain and show other brand(s) under REMARKS, Item 19.
- (18) Check YES and designate orange.
- (19) Special Scales. These are the Special Scales that will be applied. If "Other" is indicated, please describe. Give comments in Item (19).
- (20) Use this space to designate weight conversion factors, or any other explanations to clarify scaling requirements. If additional scaling locations are approved, prepare another form showing all (old and new) locations. Check REVISION box at top of form and explain under remarks. Route as indicated.
- (21) Require purchaser to sign and date completed form.