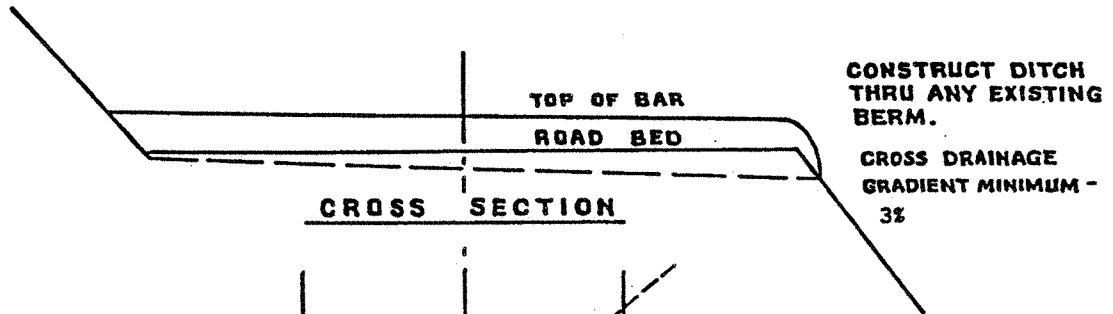
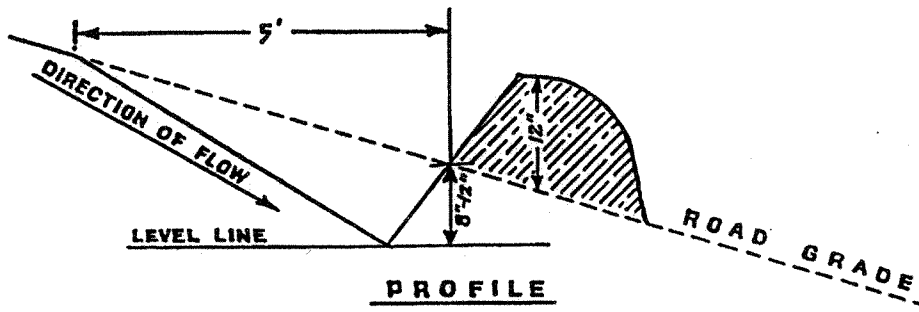


State Timber Sale Contract  
 No. 341-04-45  
 Quarter Pruned

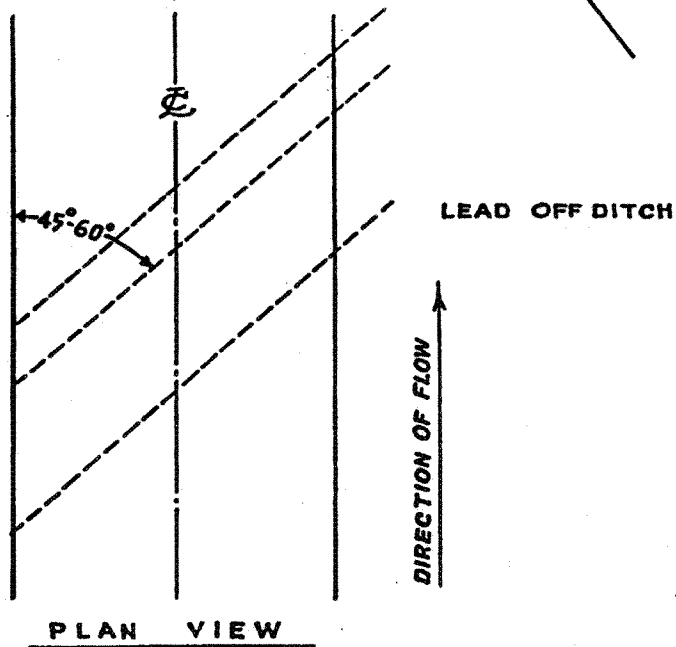
EXHIBIT "B"

WATERBAR SPECIFICATIONS



**SPACING OF WATERBARS**

ROAD GRADE	DISTANCE
≤ 5%	600'
6-10%	300'
11-15%	150'
16-20% or greater	100'



**WATERBAR SPECIFICATIONS  
 FOR CROSS DITCHING #298**

State Timber Sale Contract  
No. 341-04-45  
Quarter Pruned

EXHIBIT "C"

SEEDING AND FERTILIZING

This work shall consist of preparing seedbeds and furnishing and placing required seed and fertilizer.

Seeding Seasons. Seeding shall be performed only from March 1 through June 15 and August 15 through October 31. Seeding materials shall not be applied during windy weather or when the ground is excessively wet or frozen. Areas of disturbed soil shall be seeded by the end of the project period in which work was started. PURCHASER shall notify STATE 24 hours prior to seeding.

Soil Preparation. Areas to be seeded that have been damaged by erosion or other causes shall be restored prior to seeding. All areas to be seeded shall be finished and then cultivated to provide a reasonably firm, but friable seedbed. A minimum of 1/2 inch of surface soil shall be in a loose condition.

Application Methods for Seed and Fertilizer

Dry Method. Mechanical seeders, seed drills, landscape seeders, cultipacker seeders, fertilizer spreaders, or other approved mechanical seeding equipment shall be used to apply the seed and fertilizer in the amounts and mixtures specified. Hand-operated seeding devices may be used when seed and fertilizer are applied in dry form.

Application Rates for Seed and Fertilizer

Seed listed below shall be applied at the following rates per acre:

SPECIES	LB./ACRE	MIXTURE	PURE LIVE SEED	POISON AND/OR REPELLENT
Fine Fescue	12	40%	98%	0
Annual Ryegrass	6	20%	98%	0
Perennial Ryegrass	9	30%	98%	0
White Dutch Clover	3	10%	98%	0

Fertilizer: Chemical analysis shall be 16-20-0 and shall be applied at the rate of 300 pounds per acre.


EXHIBIT "D"  
OREGON DEPARTMENT OF FORESTRY

SCALING INSTRUCTIONS -- LOCATION APPROVAL -- BRAND INFORMATION

- (1) ORIGINAL REGISTRATION  Date \_\_\_\_\_  
 REVISION NUMBER \_\_\_\_\_  Date \_\_\_\_\_  
 CANCELLATION  Date \_\_\_\_\_
- (2) TO: \_\_\_\_\_  
 (Third Party Scaling Organization)
- (3) FROM: Tillamook Phone (503) 842-2545  
 (State Forestry District)  
 Address 5005 Third St., Tillamook, OR 97141
- (4) PURCHASER: \_\_\_\_\_  
 Address \_\_\_\_\_

- (12) SALE NAME Quarter Pruned  
 COUNTY Tillamook
- (13) STATE CONTRACT NUMBER 341-04-45
- (14) SCALE: westside  eastside  cubic foot
- (15) STATE BRAND REGISTRATION NUMBER \_\_\_\_\_
- (16) BUREAU BRAND CODE NUMBER \_\_\_\_\_
- (17) STATE BRAND INFORMATION:

(COMPLETE) ↘



(5) MINIMUM SCALING SPECIFICATIONS			CLASS		
SPECIES	SCALING DIAMETER INCHES	*NET SCALE VOLUME	PER MBF	** SUM	SUB
Conifers	--	10	X		
Hardwoods	--	10	X		

\* Apply minimum volume test to whole logs over 40' Westside; 20' Eastside.  
 \*\* Sum (if indicated): see instructions and explain in Item (20).

- (6) WESTSIDE SCALE: YES NO  
 Actual taper all logs over 40' scaling length
- (7) EASTSIDE SCALE: YES NO  
 \*Actual taper butt logs over 40' scaling length
- (8) PENCIL BUCK YES NO  
 back to Minimum Scaling Diameter \_\_\_\_\_
- (9) ADD-BACK VOLUME -- YES NO  
 Deductions due to delay

- (18) PAINT REQUIRED: YES   
 COLOR Orange

(10) APPROVED SCALING LOCATIONS	Species	Yard	Truck

(19) SPECIAL SCALES
PEELABLE CULL (all species)
UTILITY/PULP (all species)
<b>NO DEDUCTIONS ALLOWED FOR MECHANICAL DAMAGE</b>
OTHER: _____
OTHER: _____

(20) REMARKS: \_\_\_\_\_  
 \_\_\_\_\_  
 \_\_\_\_\_

Operator's Name (Optional inclusion by District): \_\_\_\_\_

(21) SIGNATURES:

\_\_\_\_\_  
 Purchaser or Authorized Representative Date

\_\_\_\_\_  
 State Forester Representative Date

\_\_\_\_\_  
 State Forester's Representative

## EXHIBIT "D"

## INSTRUCTIONS FOR FORM 343-307 (rev. 5/01)

- (1) Check appropriate box. REVISION NUMBER requires comments. CANCELLATION requires Item (21). Complete date.
- (2) Designate Third Party Scaling Organization (TPSO). Send 4 copies to TPSO, 1 to purchaser, 1 to Salem, and keep such copies as to district needs.
- (3) State District office, address and phone.
- (4) Enter Purchaser's business name and address as it appears on the contract.
- (5) Minimum Scaling Specifications. Review Section 45, "Log Removal," of the contract. Species, or combined species can be separate entries. Information serves as a basis for scaling (see also Items (13) thru (17)), and is required to show existence on the sale. **PerM** (per mbf). **SUM** (lump sum material). **SUB** (submerchantable material. SUB, as used by the State, references that material containing at least 10 bf (net) but less than the lower merchantable net volume limit or grade requirements for other merchantable (PerM) entries. PerM, SUM, and SUB must be indicated by checking the appropriate column. Species with the same specifications and value are combined into one entry. PerM and SUB require scaling therefore complete specifications. SUM need not be scaled, hence no specifications. Loads containing only SUM are to be ticketed if so instructed in Item (19). Mixed loads of SUM, PERM and/or SUB species will always be scaled.
- (6) Westside -- actual taper segment scale. Check Yes or No. Special Service Rules on file with TPSO. See: Segment Scaling and Grading of Long Logs -- All Species -- State Forestry Department Scaling Practices (Westside).
- (7) Eastside -- actual taper/taper table segment scale. Special Service Rules on file with TPSO. See: Segment Scaling and Grading of Long Logs -- All Species -- State Forestry Department Scaling Practices (Eastside). Items with \* follow U.S. Forest Service Eastside rules.
- (8) Pencil Buck. Check NO if a westside sale, optional for eastside sales.
- (9) Add-Back Volume. Add-Back is normally checked YES. Scaler records deductions (sap rot, weather checks, etc.) caused by an abnormal delay in removal. Enter separately on scale ticket. TPSO provides State with summaries that include this as a net volume by species. Salvage sales and certain other circumstances may require that "NO" be checked.
- (10) Show scaling locations only applicable to TPSO. Not necessary to list markets. If all species are scaled at same location, enter "ALL."
- (11) When logging is complete, recall branding hammers, date and sign where indicated, check CANCELLATION box at top of form, and send to TPSO.
- (12) Enter sale name and county.
- (13) Enter sale contract number.
- (14) Check Westside or Eastside log scale. Cubic foot refers to Northwest Log Rules Cubic Foot Scale.
- (15) Oregon Forest Products Brand Registry Number (optional).
- (16) DO NOT USE -- TPSO will fill in when applicable.
- (17) Show one brand only. Complete drawing. If more than one brand is assigned to the sale, (1) make separate form for each brand, and (2) on each form, explain and show other brand(s) under REMARKS, Item 19.
- (18) Check YES and designate orange.
- (19) Special Scales. These are the Special Scales that will be applied. If "Other" is indicated, please describe. Give comments in Item (19).
- (20) Use this space to designate weight conversion factors, or any other explanations to clarify scaling requirements. If additional scaling locations are approved, prepare another form showing all (old and new) locations. Check REVISION box at top of form and explain under remarks. Route as indicated.
- (21) Require purchaser to sign and date completed form.