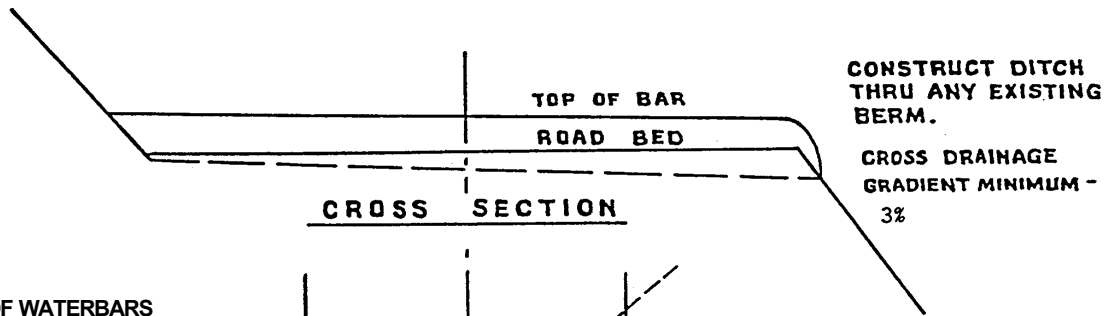
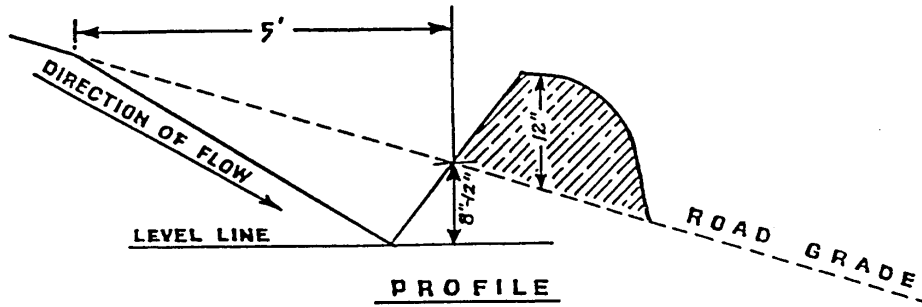


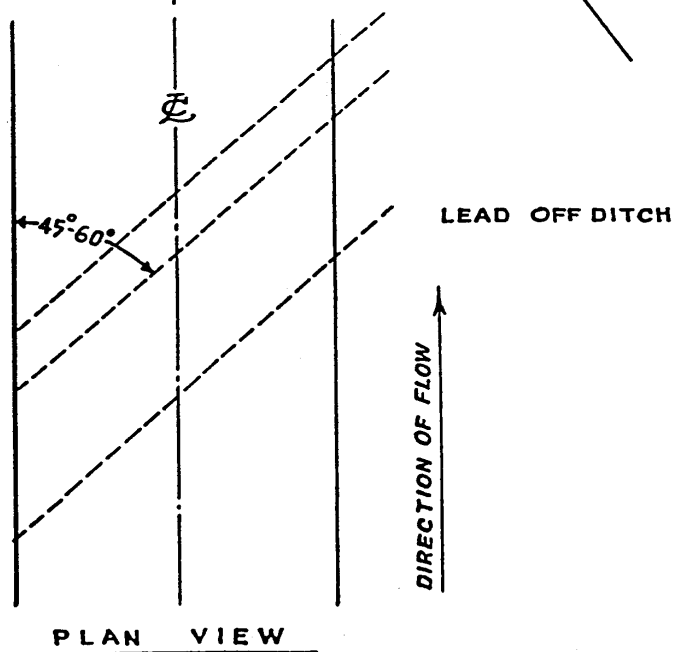
EXHIBIT "B"

WATERBAR SPECIFICATIONS



SPACING OF WATERBARS

ROAD GRADE	DISTANCE
≤ 5%	200'
6-10%	150'
11-15%	100'
16-20% or greater	50'



WATERBAR SPECIFICATIONS
 FOR CROSS DITCHING #298

State Timber Sale Contract
No. 341-03-38
Uff Da

EXHIBIT "C"

SPECIFICATIONS FOR SLASH TREATMENT

Description of Work To Be Done

Operation Area: The timber sale area as indicated on Exhibit A; approximately 3 acres.

Slash Treatment: Develop planting spots in the following manner, and as directed by STATE:

Planting Spot Development. Move brush and/or woody slash to create openings as planting spots in the slash and brush. Planting spots shall be 1 foot by 1 foot in size and shall be on a 12 foot by 12 foot spacing. Care shall be taken to avoid creating a depression in the soil of the planting spot. Spacing may be varied to accommodate stumps, large woody material, rocky areas, etc., but 300 planting spots per acre are still required.

Reserved Material: All trees, snags, logs, and other down wood designated in the section titled, "Reserved Timber."

Protective Measures: Shall comply with applicable Forest Practice Rules and with the terms of this contract including, but not limited to, the sections titled, "Ground-Based Operations," and "Protection of Watershed."

EXHIBIT "D"
OREGON DEPARTMENT OF FORESTRY

SCALING INSTRUCTIONS -- LOCATION APPROVAL -- BRAND INFORMATION

(1) ORIGINAL REGISTRATION Date _____
 REVISION NUMBER _____ Date _____
 CANCELLATION Date _____

(2) TO: _____
 (Third Party Scaling Organization)

(3) FROM: Forest Grove Phone 503-357-2191
 (State Forestry District)
 Address 801 Gales Creek Rd., Forest Grove,
OR 97116

(4) PURCHASER: _____
 Address _____

(12) SALE NAME Uff Da

COUNTY Tillamook

(13) STATE CONTRACT NUMBER 341-03-38

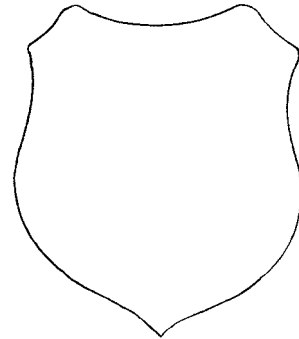
(14) SCALE: westside eastside cubic foot

(15) STATE BRAND REGISTRATION NUMBER _____

(16) BUREAU BRAND CODE NUMBER _____

(17) STATE BRAND INFORMATION:

(COMPLETE) ↓



(5) MINIMUM SCALING SPECIFICATIONS			CLASS		
SPECIES	SCALING DIAMETER INCHES	*NET SCALE VOLUME	PER MBF	** SUM	SUB
Conifers	--	10	X		
Hardwoods	--	10	X		

* Apply minimum volume test to whole logs over 40' Westside; 20' Eastside.

** Sum (if indicated): see instructions and explain in Item (20).

(6) WESTSIDE SCALE: YES NO
 Actual taper all logs over 40' scaling length

(7) EASTSIDE SCALE:
 *Actual taper butt logs over 40' scaling length

(8) PENCIL BUCK
 back to Minimum Scaling Diameter _____

(9) ADD-BACK VOLUME --
 Deductions due to delay

(18) PAINT REQUIRED: YES
 COLOR Orange

(19) SPECIAL SCALES
PEELABLE CULL (all species)
UTILITY/PULP (all species)
NO DEDUCTIONS ALLOWED FOR MECHANICAL DAMAGE
OTHER: _____
OTHER: _____

(10) APPROVED SCALING LOCATIONS	Species	Yard	Truck

(20) REMARKS: _____

Operator's Name (Optional inclusion by District): _____

(21) SIGNATURES:

(11) NOTICE OF CANCELLATION OF BRAND:
 Effective Date: _____

 Purchaser or Authorized Representative Date

 State Forester Representative Date

 State Forester's Representative

EXHIBIT "D"

INSTRUCTIONS FOR FORM 343-307 (rev. 5/01)

- (1) Check appropriate box. REVISION NUMBER requires comments. CANCELLATION requires Item (21). Complete date.
- (2) Designate Third Party Scaling Organization (TPSO). Send 4 copies to TPSO, 1 to purchaser, 1 to Salem, and keep such copies as to district needs.
- (3) State District office, address and phone.
- (4) Enter Purchaser's business name and address as it appears on the contract.
- (5) Minimum Scaling Specifications. Review Section 45, "Log Removal," of the contract. Species, or combined species can be separate entries. Information serves as a basis for scaling (see also Items (13) thru (17)), and is required to show existence on the sale. **PerM** (per mbf). **SUM** (lump sum material). **SUB** (submerchantable material). SUB, as used by the State, references that material containing at least 10 bf (net) but less than the lower merchantable net volume limit or grade requirements for other merchantable (PerM) entries. PerM, SUM, and SUB must be indicated by checking the appropriate column. Species with the same specifications and value are combined into one entry. PerM and SUB require scaling therefore complete specifications. SUM need not be scaled, hence no specifications. Loads containing only SUM are to be ticketed if so instructed in Item (19). Mixed loads of SUM, PERM and/or SUB species will always be scaled.
- (6) Westside -- actual taper segment scale. Check Yes or No. Special Service Rules on file with TPSO. See: Segment Scaling and Grading of Long Logs -- All Species -- State Forestry Department Scaling Practices (Westside).
- (7) Eastside -- actual taper/taper table segment scale. Special Service Rules on file with TPSO. See: Segment Scaling and Grading of Long Logs -- All Species -- State Forestry Department Scaling Practices (Eastside). Items with * follow U.S. Forest Service Eastside rules.
- (8) Pencil Buck. Check NO if a westside sale, optional for eastside sales.
- (9) Add-Back Volume. Add-Back is normally checked YES. Scaler records deductions (sap rot, weather checks, etc.) caused by an abnormal delay in removal. Enter separately on scale ticket. TPSO provides State with summaries that include this as a net volume by species. Salvage sales and certain other circumstances may require that "NO" be checked.
- (10) Show scaling locations only applicable to TPSO. Not necessary to list markets. If all species are scaled at same location, enter "ALL."
- (11) When logging is complete, recall branding hammers, date and sign where indicated, check CANCELLATION box at top of form, and send to TPSO.
- (12) Enter sale name and county.
- (13) Enter sale contract number.
- (14) Check Westside or Eastside log scale. Cubic foot refers to Northwest Log Rules Cubic Foot Scale.
- (15) Oregon Forest Products Brand Registry Number (optional).
- (16) DO NOT USE -- TPSO will fill in when applicable.
- (17) Show one brand only. Complete drawing. If more than one brand is assigned to the sale, (1) make separate form for each brand, and (2) on each form, explain and show other brand(s) under REMARKS, Item 19.
- (18) Check YES and designate orange.
- (19) Special Scales. These are the Special Scales that will be applied. If "Other" is indicated, please describe. Give comments in Item (19).
- (20) Use this space to designate weight conversion factors, or any other explanations to clarify scaling requirements. If additional scaling locations are approved, prepare another form showing all (old and new) locations. Check REVISION box at top of form and explain under remarks. Route as indicated.
- (21) Require purchaser to sign and date completed form.